

## Market Snapshot Rosewater March

2022

Provided by Ray White Semaphore

## Total Sales by Quarter

	2022/21	2021/20	2020/19
Mar - May	—	14	12
Dec - Feb	—	23	21
Sep - Nov	22	10	16
Jun - Aug	23	23	16

## Median House Sale Price

\$502,500

▲ 22.6% change vs. last year

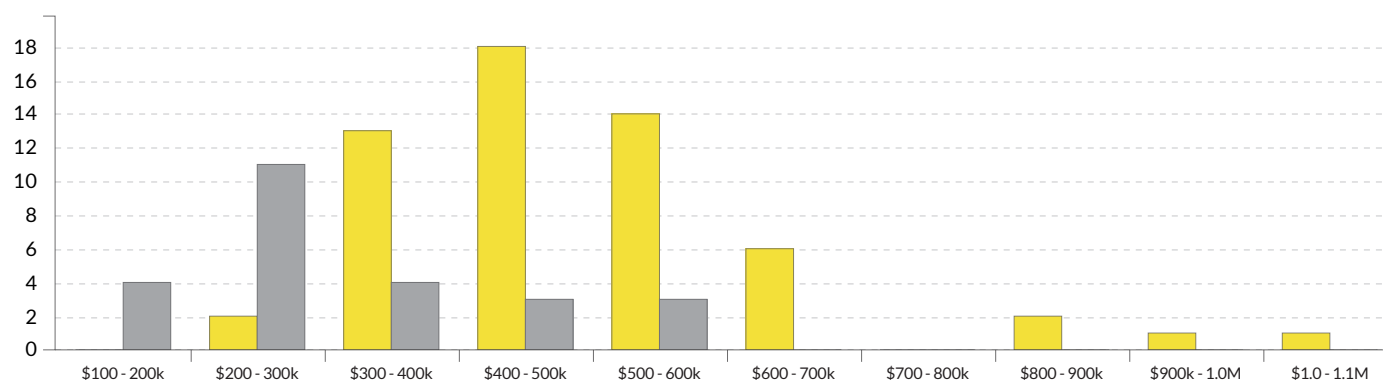
## Median Unit Sale Price

\$427,500

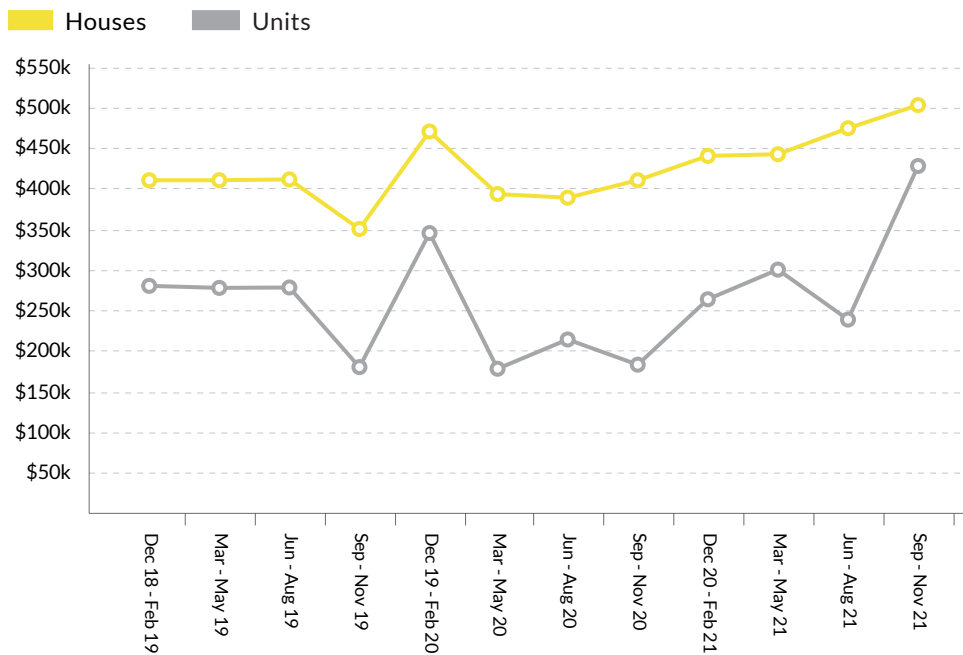
▲ 133.6% change vs. last year

## Sales By Price Range (Dec 2020 – Nov 2021)

Houses Units



## Sold Median Price Trend

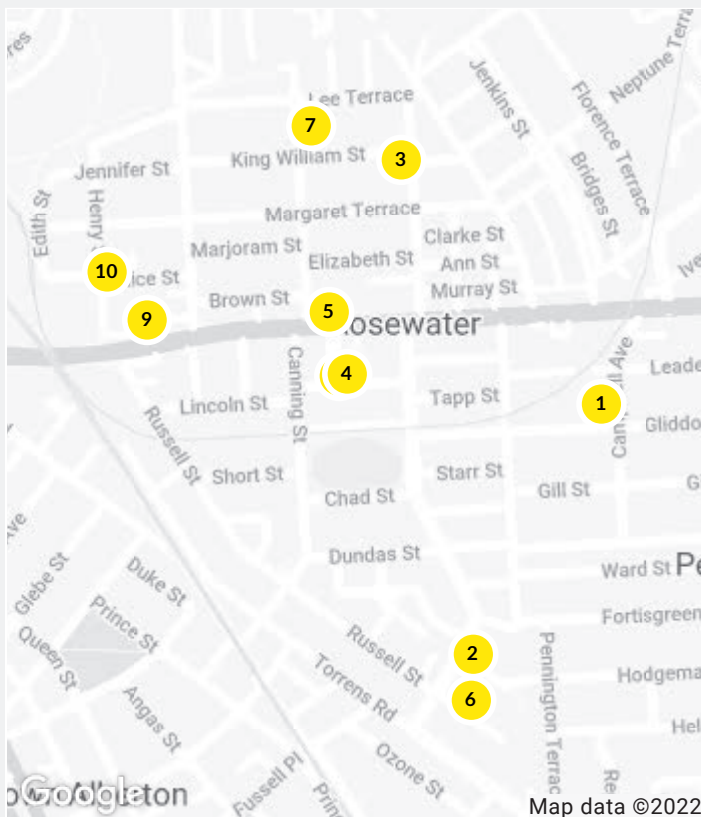


We hope you found this market update helpful. If you'd like any further information on the market please don't hesitate to get in touch.

**Ray White Semaphore**  
(08) 8242 4777

[semaphore.sa@raywhite.com](mailto:semaphore.sa@raywhite.com)

## Recent Market Sales in Rosewater



No.	Address	Features	Price
1	29 Campbell Avenue, Rosew...	3 Beds, 1 Bath, 2 Cars	\$510k
2	14 Newcastle Street, Rosew...	5 Beds, 2 Baths, 4 Ca...	\$1.13m
3	60 King William Street, Ros...	3 Beds, 2 Baths, 4 Ca...	\$530k
4	13 Bowyer Street, Rosewater	2 Beds, 1 Bath, 1 Car	\$505k
5	71A Grand Junction Road, R...		\$315k
6	14 Russell Street, Rosewater	3 Beds, 1 Bath, 3 Cars	\$712k
7	42 Mcnicol Terrace, Rosewa...	2 Beds, 1 Bath, 4 Cars	\$436k
8	11 Bowyer Street, Rosewater	3 Beds, 1 Bath, 2 Cars	\$720k
9	37 Grand Junction Road, Ro...	3 Beds, 1 Bath, 4 Cars	\$525k
10	13 Alice Street, Rosewater	3 Beds, 1 Bath, 1 Car	\$380k