

Market Snapshot Largs North March

2022

Provided by Ray White Semaphore

Total Sales by Quarter

	2022/21	2021/20	2020/19
Mar - May	—	15	26
Dec - Feb	—	25	17
Sep - Nov	34	25	16
Jun - Aug	24	15	25

Median House Sale Price

\$620,000

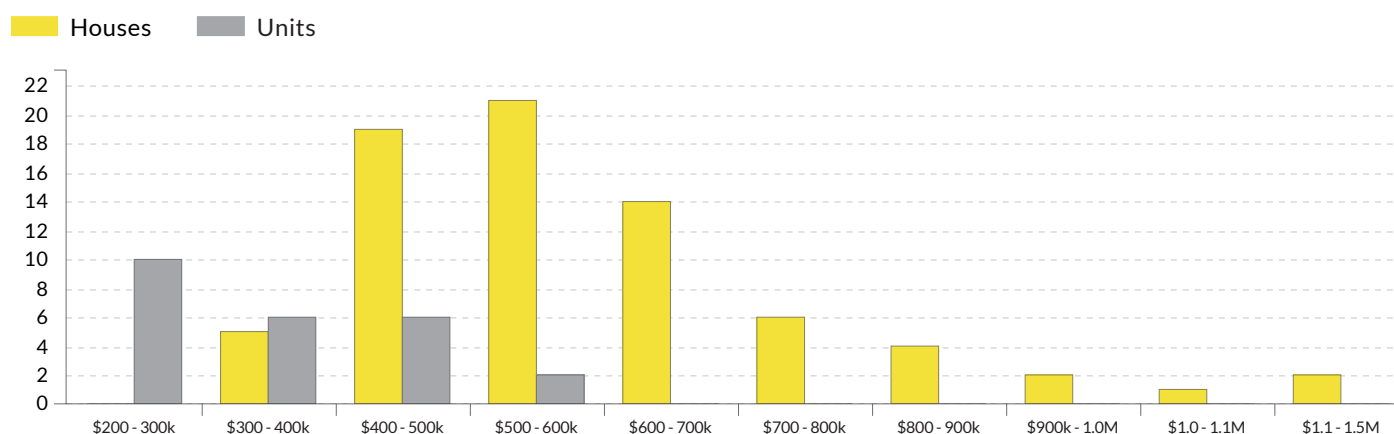
▲ 19.7% change vs. last year

Median Unit Sale Price

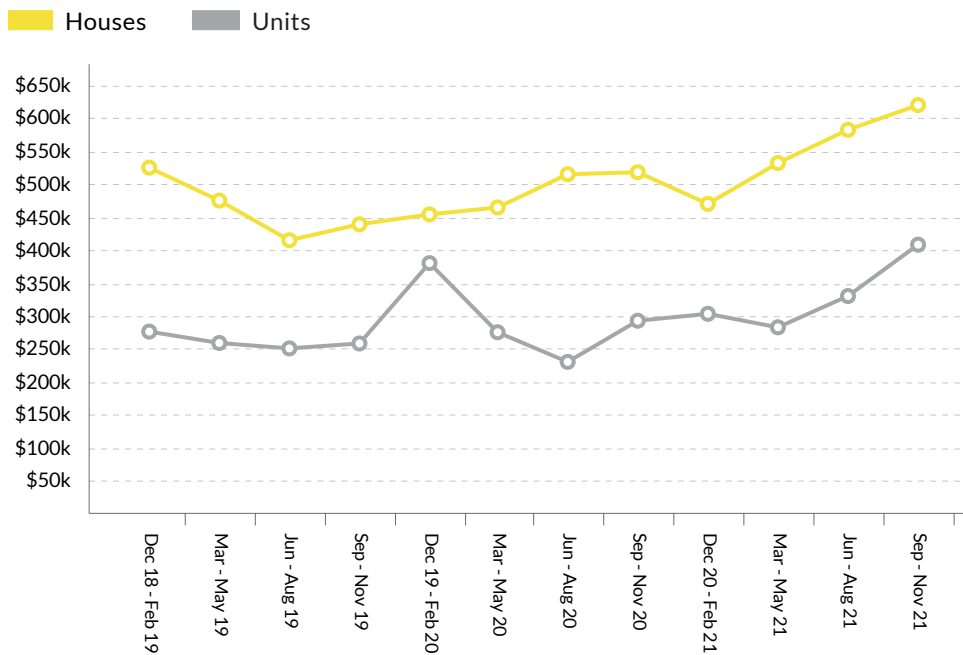
\$408,000

▲ 39.5% change vs. last year

Sales By Price Range (Dec 2020 – Nov 2021)



Sold Median Price Trend

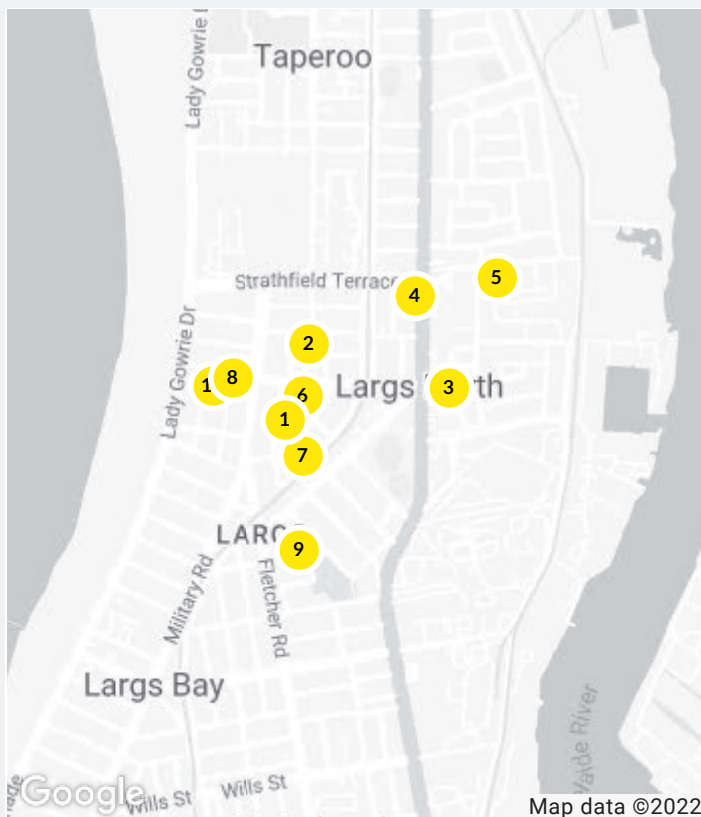


We hope you found this market update helpful. If you'd like any further information on the market please don't hesitate to get in touch.

Ray White Semaphore
(08) 8242 4777

semaphore.sa@raywhite.com

Recent Market Sales in Largs North



No.	Address	Features	Price
1	16 Lamorna Terrace, Largs ...	4 Beds, 2 Baths, 2 Ca...	\$803k
2	14 Nikola Road, Largs North	2 Beds, 2 Baths, 2 Ca...	\$665k
3	2 Farncomb Court, Largs No...	3 Beds, 2 Baths, 2 Ca...	\$660k
4	347 Victoria Road, Largs No...	3 Beds, 1 Bath, 2 Cars	\$585k
5	82 Biturro Street, Largs Nor...	3 Beds, 2 Baths, 1 Car	\$540k
6	3 Dover Terrace, Largs North	3 Beds, 1 Bath, 1 Car	\$742k
7	79 Railway Terrace, Largs N...	3 Beds, 1 Bath, 3 Cars	\$480k
8	28 Charnock Street, Largs N...	5 Beds, 1 Bath, 2 Cars	\$900k
9	23 Kirby Terrace, Largs North	3 Beds, 1 Bath, 4 Cars	\$672k
10	11 Kybunga Terrace, Largs ...	4 Beds, 2 Baths, 1 Car	\$1.09m