

Market Snapshot Semaphore

December 2021

Provided by Ray White Semaphore

Total Sales by Quarter

	2022/21	2021/20	2020/19
Dec - Feb	—	14	6
Sep - Nov	—	14	11
Jun - Aug	19	11	15
Mar - May	10	13	14

Median House Sale Price

\$875,000

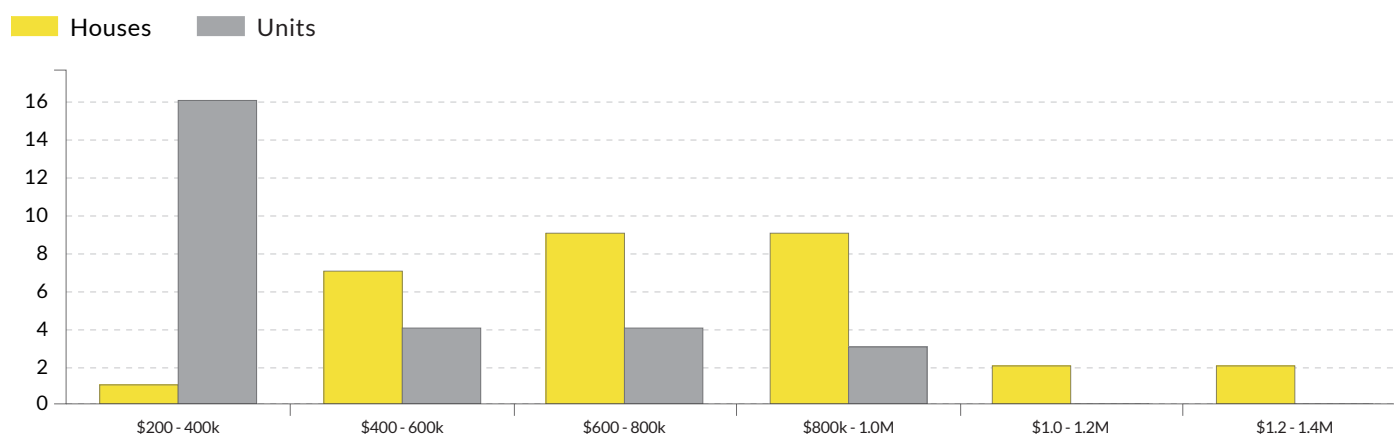
▲43.3% change vs. last year

Median Unit Sale Price

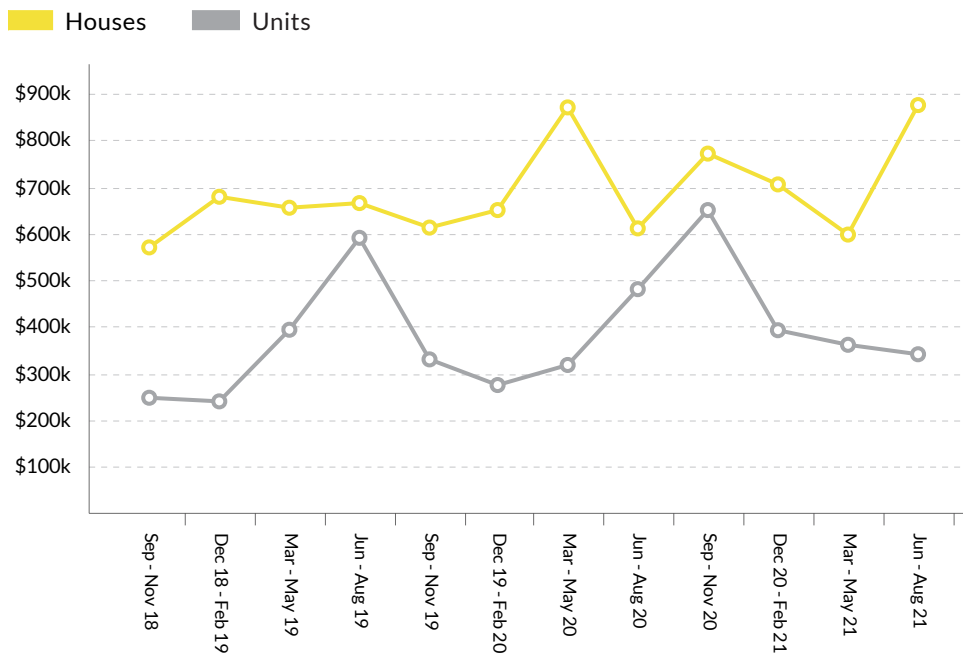
\$341,000

▼-29.0% change vs. last year

Sales By Price Range (Sep 2020 – Aug 2021)



Sold Median Price Trend

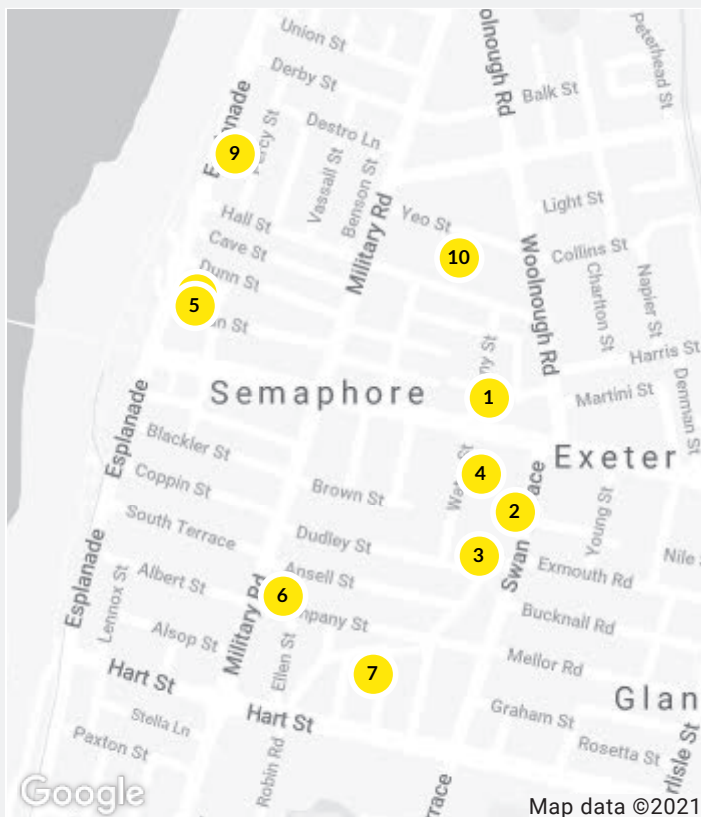


We hope you found this market update helpful. If you'd like any further information on the market please don't hesitate to get in touch.

Ray White Semaphore
(08) 8242 4777

semaphore.sa@raywhite.com

Recent Market Sales in Semaphore



No.	Address	Features	Price
1	6 Penny Street, Semaphore	3 Beds, 1 Bath	\$565k
2	1/187 Swan Terrace, Semaph...	2 Beds, 1 Bath, 1 Car	\$416k
3	65 Dudley Street, Semaphore	3 Beds, 1 Bath, 3 Cars	\$860k
4	30 Water Street, Semaphore		\$500k
5	1 Swan Street, Semaphore	3 Beds, 2 Baths, 2 Ca...	\$925k
6	5 Company Street, Semapho...	3 Beds, 1 Bath, 6 Cars	\$1.15m
7	13 Freer Street, Semaphore		\$550k
8	15/86 Esplanade, Semaphore	2 Beds, 1 Bath, 1 Car	\$358k
9	109 Esplanade, Semaphore	4 Beds, 3 Baths, 6 Ca...	\$1.81m
10	83A Hall Street, Semaphore	3 Beds, 2 Baths, 1 Car	\$637k