

# Market Snapshot North Haven

## September 2021

Provided by Ray White Semaphore

### Total Sales by Quarter

	2021/20	2020/19	2019/18
Sep - Nov	—	14	16
Jun - Aug	—	15	28
Mar - May	24	16	20
Dec - Feb	24	17	10

### Median House Sale Price

**\$585,100**

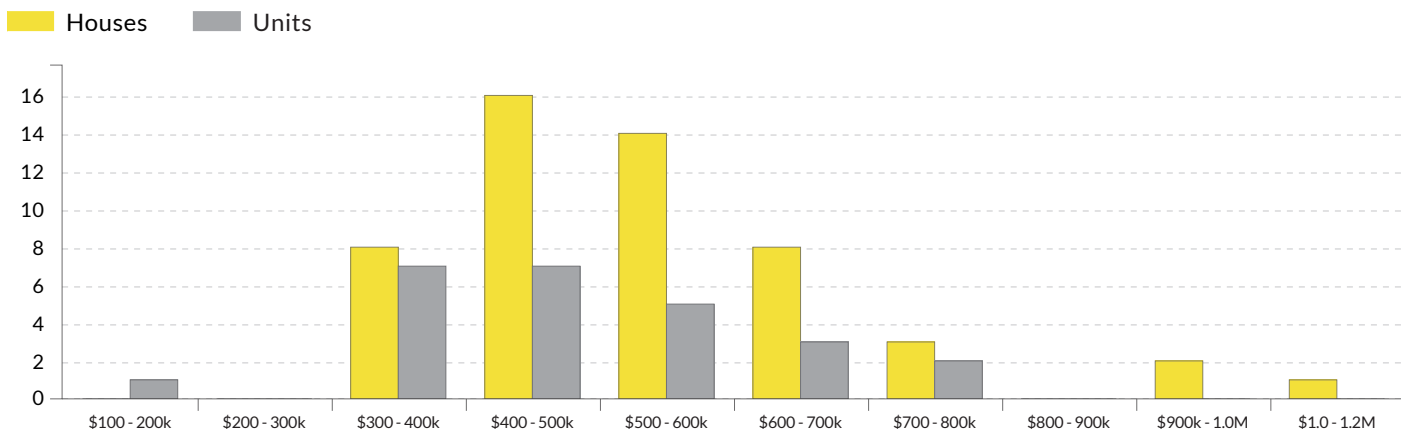
▲ 25.8% change vs. last year

### Median Unit Sale Price

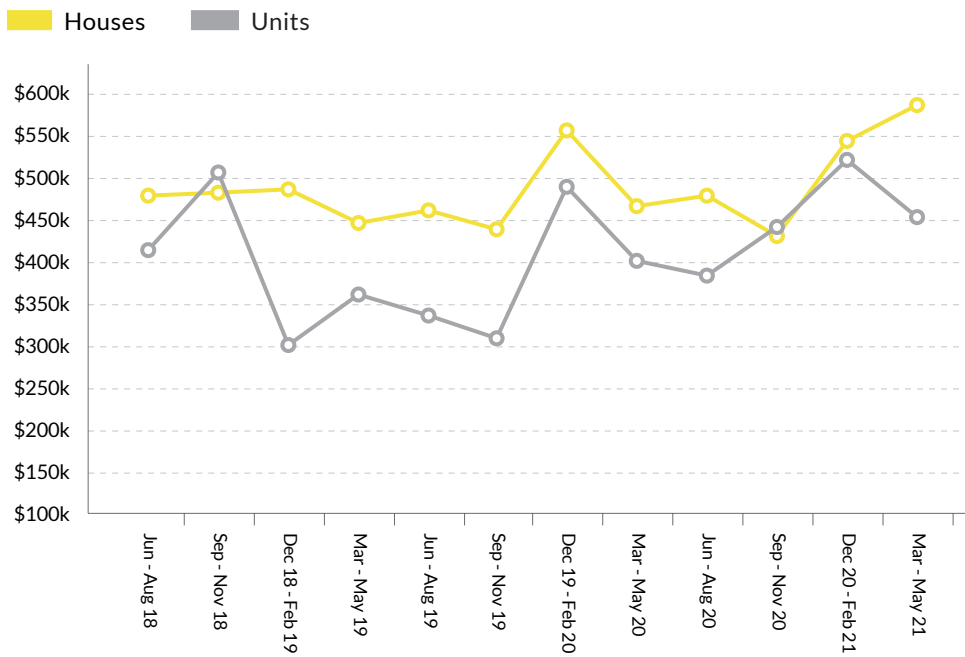
**\$452,000**

▲ 13.0% change vs. last year

### Sales By Price Range (Jun 2020 - May 2021)



## Sold Median Price Trend

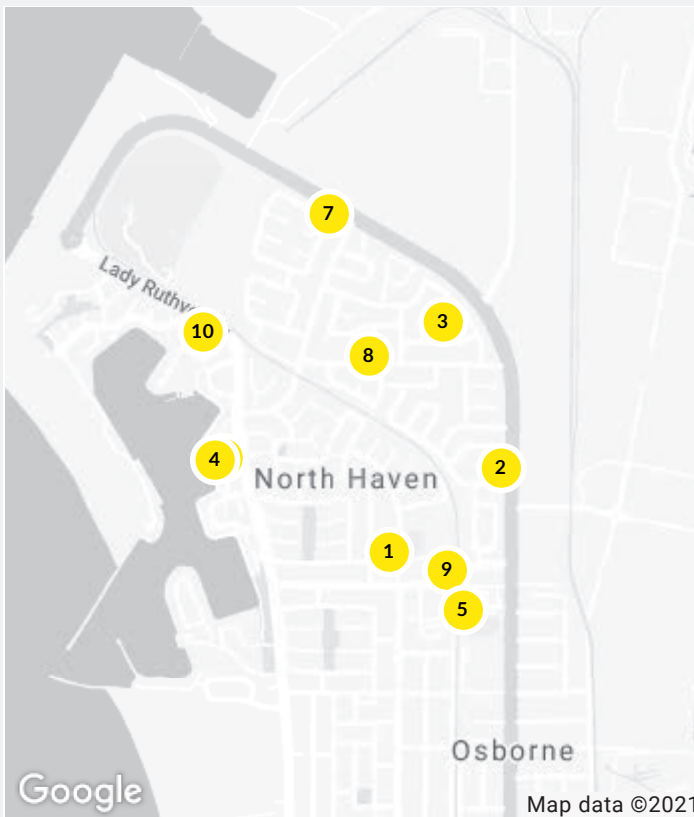


We hope you found this market update helpful. If you'd like any further information on the market please don't hesitate to get in touch.

**Ray White Semaphore**  
(08) 8242 4777

[semaphore.sa@raywhite.com](mailto:semaphore.sa@raywhite.com)

## Recent Market Sales in North Haven



No.	Address	Features	Price
1	2 Sir Claud Gibb Street, Nor...	4 Beds, 2 Baths, 2 Ca...	\$710k
2	18 Tucker Crescent, North ...	3 Beds, 2 Baths, 2 Ca...	\$507k
3	5 Murch Place, North Haven	4 Beds, 2 Baths, 1 Car	\$570k
4	10/10 Nerida Drive, North ...	4 Beds, 2 Baths, 1 Car	\$565k
5	2 Townsend Court, North H...	3 Beds, 1 Bath, 1 Car	\$379k
6	11 Lauriana Court, North H...	3 Beds, 1 Bath, 2 Cars	\$455k
7	10 Oronsay Drive, North Ha...	4 Beds, 2 Baths, 2 Ca...	\$680k
8	27 Sir Keith Smith Drive, No...	4 Beds, 2 Baths, 2 Ca...	\$665k
9	67 Osborne Road, North Ha...	2 Beds, 1 Bath, 2 Cars	\$315k
10	4 Advance Court, North Hav...	3 Beds, 2 Baths, 1 Car	\$630k