

Market Snapshot Largs North

September 2021

Provided by Ray White Semaphore

Total Sales by Quarter

	2021/20	2020/19	2019/18
Sep - Nov	—	25	16
Jun - Aug	—	15	25
Mar - May	15	26	16
Dec - Feb	25	17	15

Median House Sale Price

\$532,000

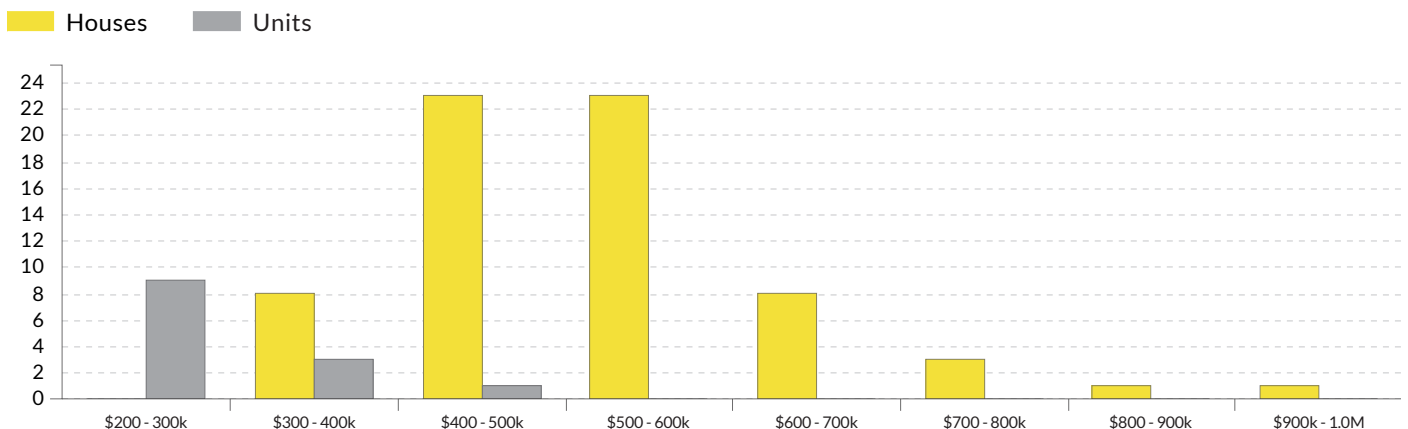
▲ 14.5% change vs. last year

Median Unit Sale Price

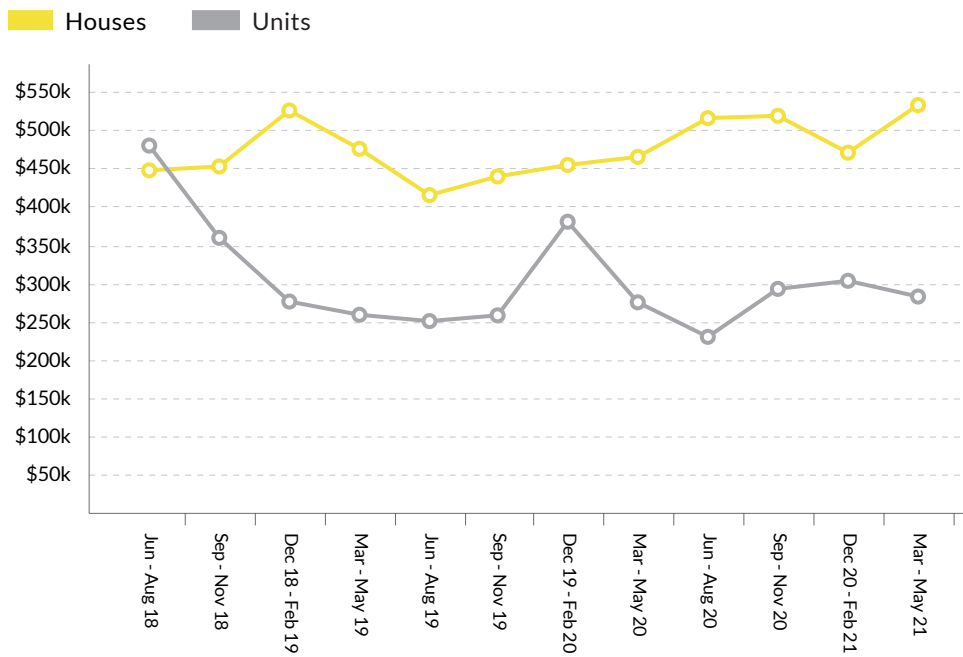
\$282,500

▲ 2.7% change vs. last year

Sales By Price Range (Jun 2020 - May 2021)



Sold Median Price Trend

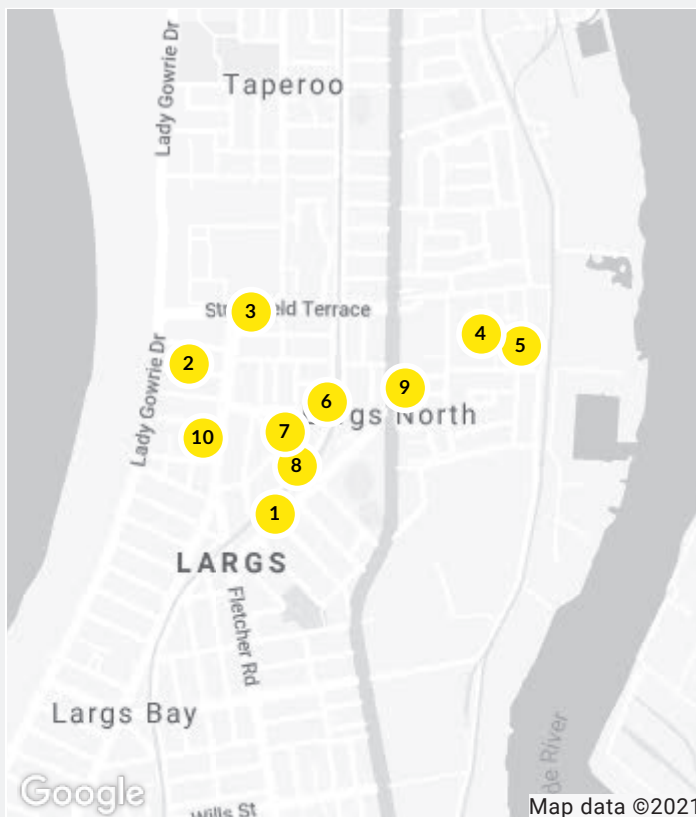


We hope you found this market update helpful. If you'd like any further information on the market please don't hesitate to get in touch.

Ray White Semaphore
(08) 8242 4777

semaphore.sa@raywhite.com

Recent Market Sales in Largs North



No.	Address	Features	Price
1	25 Carnarvon Terrace, Largs...	3 Beds, 1 Bath, 1 Car	\$715k
2	11 Koowarra Terrace, Largs ...	4 Beds, 2 Baths, 2 Ca...	\$900k
3	3/628 Military Road, Largs ...	2 Beds, 1 Bath, 1 Car	\$248k
4	29 Kuya Circuit, Largs North	3 Beds, 2 Baths, 2 Ca...	\$583k
5	19 Yerlo Drive, Largs North	2 Beds, 1 Bath, 1 Car	\$285k
6	3/37 Kolapore Avenue, Larg...	2 Beds, 1 Bath, 1 Car	\$330k
7	23 Brenda Terrace, Largs N...	3 Beds, 2 Baths, 3 Ca...	\$605k
8	24 Dover Terrace, Largs Nor...	3 Beds, 2 Baths, 1 Car	\$495k
9	20/312 Victoria Road, Largs...	2 Beds, 1 Bath, 1 Car	\$245k
10	10 Farringdon Street, Largs ...	3 Beds, 2 Baths, 3 Ca...	\$732k