

Market Snapshot Semaphore Park

September 2021

Provided by Ray White Semaphore

Total Sales by Quarter

	2021/20	2020/19	2019/18
Sep - Nov	—	18	23
Jun - Aug	—	20	25
Mar - May	22	22	18
Dec - Feb	21	16	14

Median House Sale Price

\$620,000

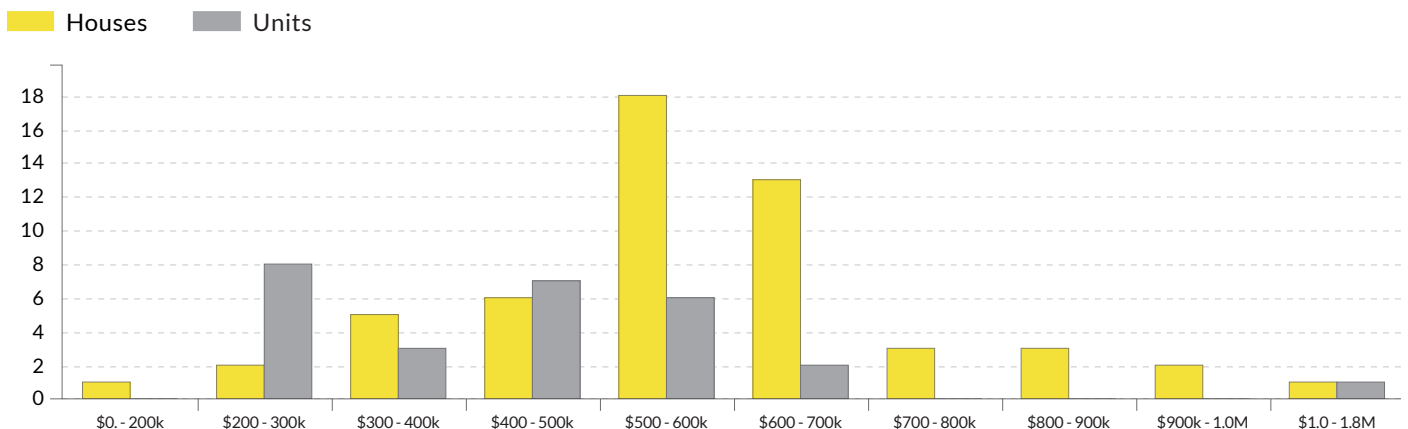
▲ 9.0% change vs. last year

Median Unit Sale Price

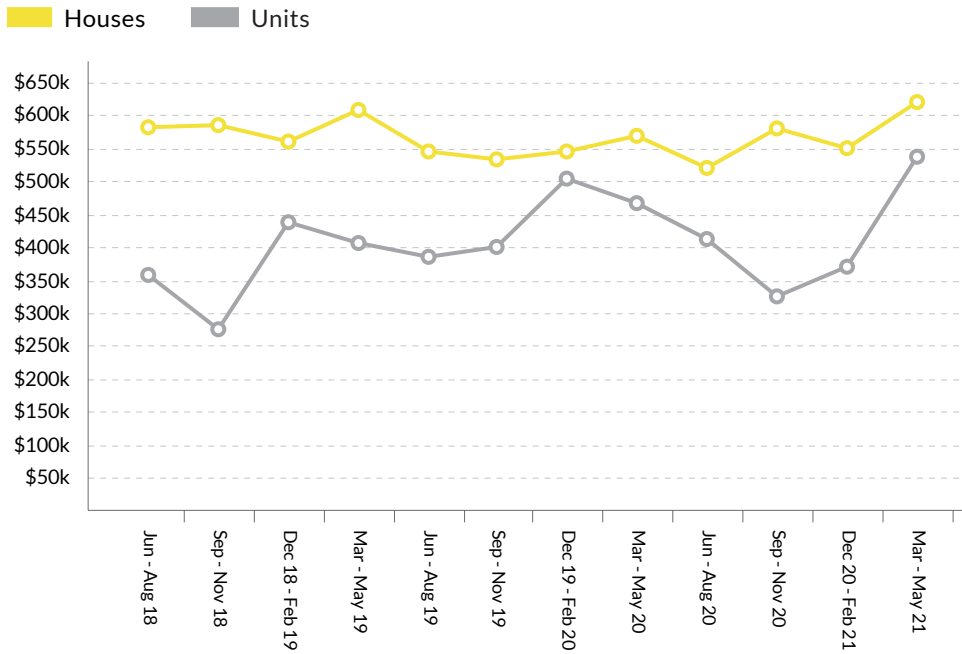
\$537,000

▲ 15.1% change vs. last year

Sales By Price Range (Jun 2020 - May 2021)



Sold Median Price Trend

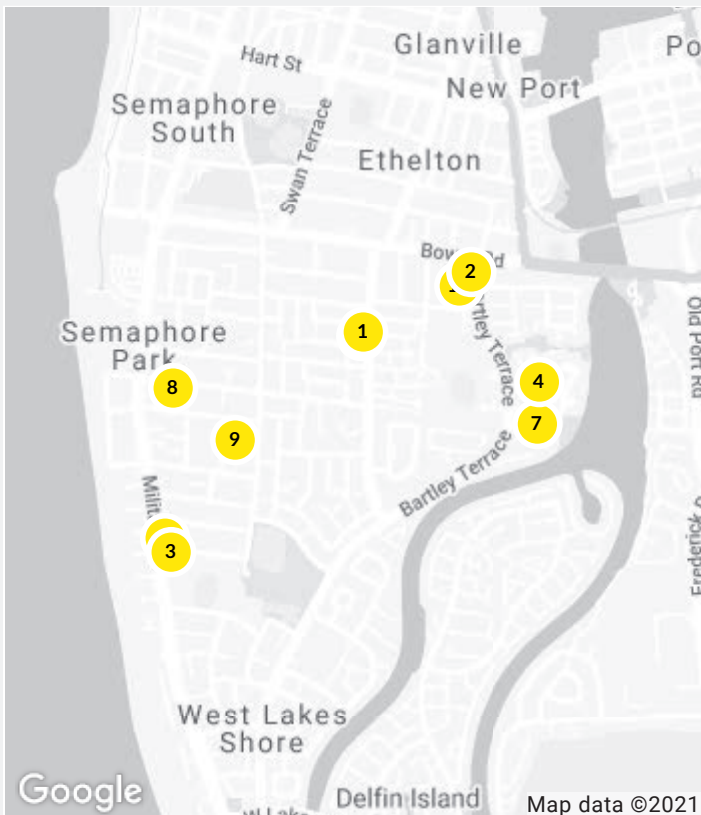


We hope you found this market update helpful. If you'd like any further information on the market please don't hesitate to get in touch.

Ray White Semaphore
(08) 8242 4777

semaphore.sa@raywhite.com

Recent Market Sales in Semaphore Park



No.	Address	Features	Price
1	38 Fairford Terrace, Semaph...	2 Beds, 1 Bath, 1 Car	\$490k
2	2 Bartley Terrace, Semaphor...	3 Beds, 2 Baths, 1 Car	\$500k
3	4/2B Dunstone Road, Sema...	3 Beds, 2 Baths, 2 Ca...	\$578k
4	2/37 Pelican Place, Semaph...	3 Beds, 1 Bath, 1 Car	\$330k
5	40 Fairford Terrace, Semaph...	3 Beds, 1 Bath, 4 Cars	\$641k
6	284 Military Road, Semapho...	3 Beds, 2 Baths, 3 Ca...	\$595k
7	16 Dotterel Drive, Semapho...	3 Beds, 1 Bath, 1 Car	\$411k
8	18A Recreation Parade, Sem...	4 Beds, 2 Baths, 2 Ca...	\$845k
9	4/7 Bartlett Terrace, Semap...	2 Beds, 1 Bath, 1 Car	\$287k
10	11 John Street, Semaphore ...	2 Beds, 1 Bath, 1 Car	\$390k