

# Market Snapshot Queenstown

## September 2021

Provided by Ray White Semaphore

### Total Sales by Quarter

|           | 2021/20 | 2020/19 | 2019/18 |
|-----------|---------|---------|---------|
| Sep - Nov | —       | 4       | 12      |
| Jun - Aug | —       | 6       | 8       |
| Mar - May | 9       | 7       | 11      |
| Dec - Feb | 14      | 5       | 12      |

### Median House Sale Price

# \$557,750

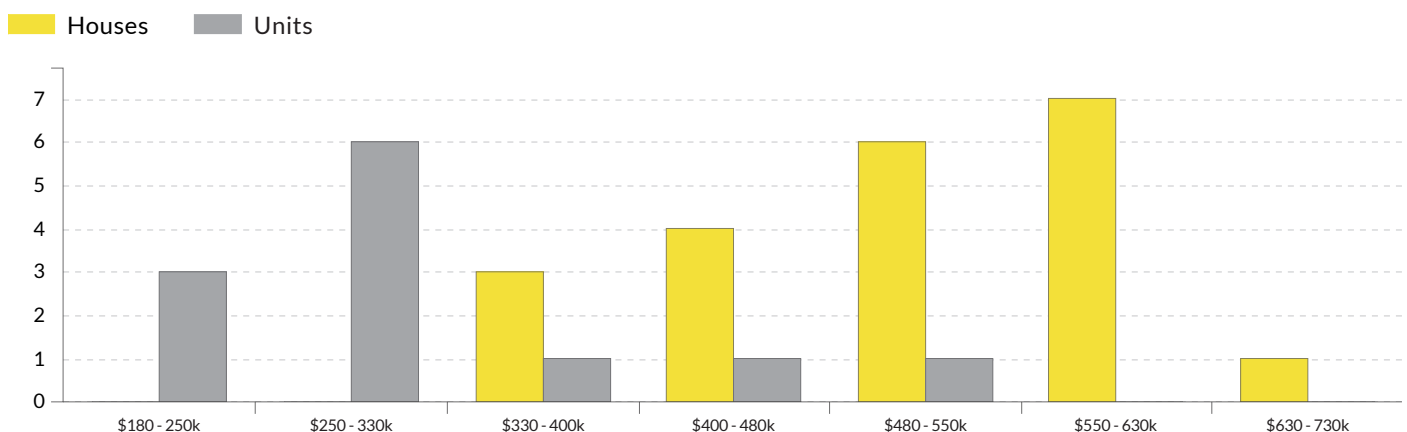
▲ 16.8% change vs. last year

### Median Unit Sale Price

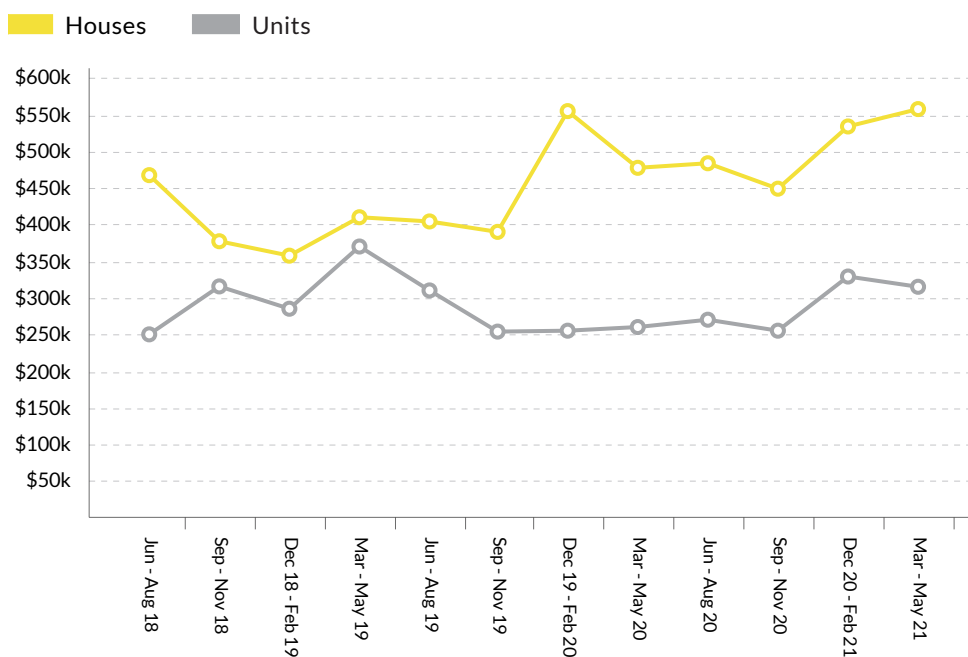
# \$315,000

▲ 21.2% change vs. last year

### Sales By Price Range (Jun 2020 - May 2021)



## Sold Median Price Trend

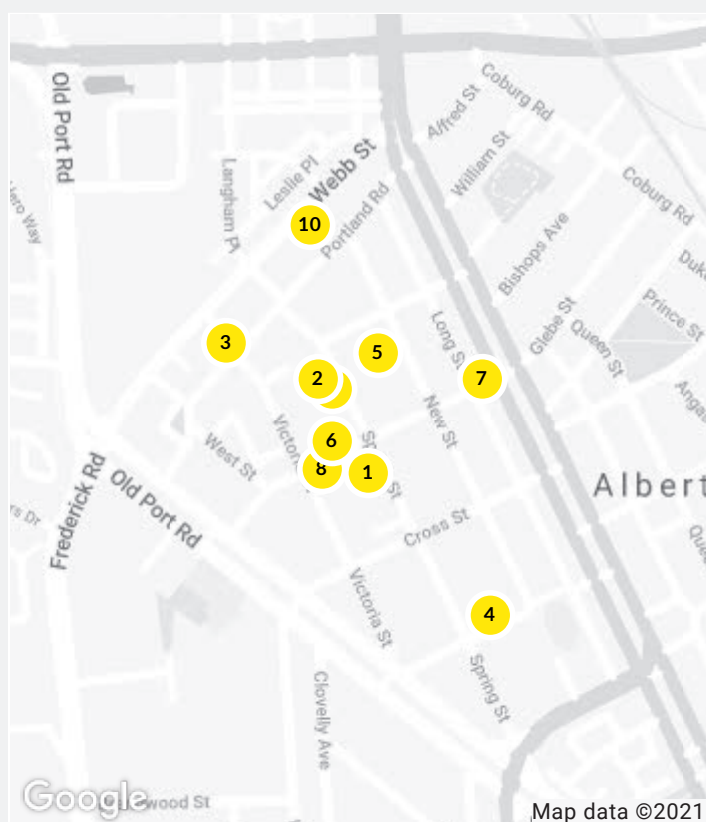


We hope you found this market update helpful. If you'd like any further information on the market please don't hesitate to get in touch.

**Ray White Semaphore**  
(08) 8242 4777

[semaphore.sa@raywhite.com](mailto:semaphore.sa@raywhite.com)

## Recent Market Sales in Queenstown



| No. | Address                        | Features                 | Price  |
|-----|--------------------------------|--------------------------|--------|
| 1   | 1/79 Spring Street, Queenst... | 2 Beds, 1 Bath, 1 Car    | \$272k |
| 2   | 4/105 Spring Street, Queen...  | 2 Beds, 1 Bath, 1 Car    | \$237k |
| 3   | 27A Portland Road, Queens...   | 3 Beds, 1 Bath, 1 Car    | \$485k |
| 4   | 13 Broad Street, Queenstown    | 4 Beds, 1 Bath, 1 Car    | \$580k |
| 5   | 5/135 New Street, Queenst...   | 2 Beds, 1 Bath, 1 Car    | \$320k |
| 6   | 11 Wilson Street, Queensto...  | 3 Beds, 2 Baths, 1 Car   | \$480k |
| 7   | 181 Port Road, Queenstown      | 3 Beds, 2 Baths, 4 Ca... | \$540k |
| 8   | 44 Victoria Street, Queenst... | 3 Beds, 1 Bath, 2 Cars   | \$602k |
| 9   | 1/101 Spring Street, Queen...  | 2 Beds, 1 Bath, 1 Car    | \$315k |
| 10  | 70 Webb Street, Queenstown     | 4 Beds, 2 Baths, 4 Ca... | \$590k |