

# Market Snapshot Rosewater September

2021

Provided by Ray White Semaphore

Total Sales by Quarter

	2021/20	2020/19	2019/18
Sep - Nov	—	10	16
Jun - Aug	—	23	16
Mar - May	14	12	13
Dec - Feb	23	21	16

Median House Sale Price

**\$442,000**

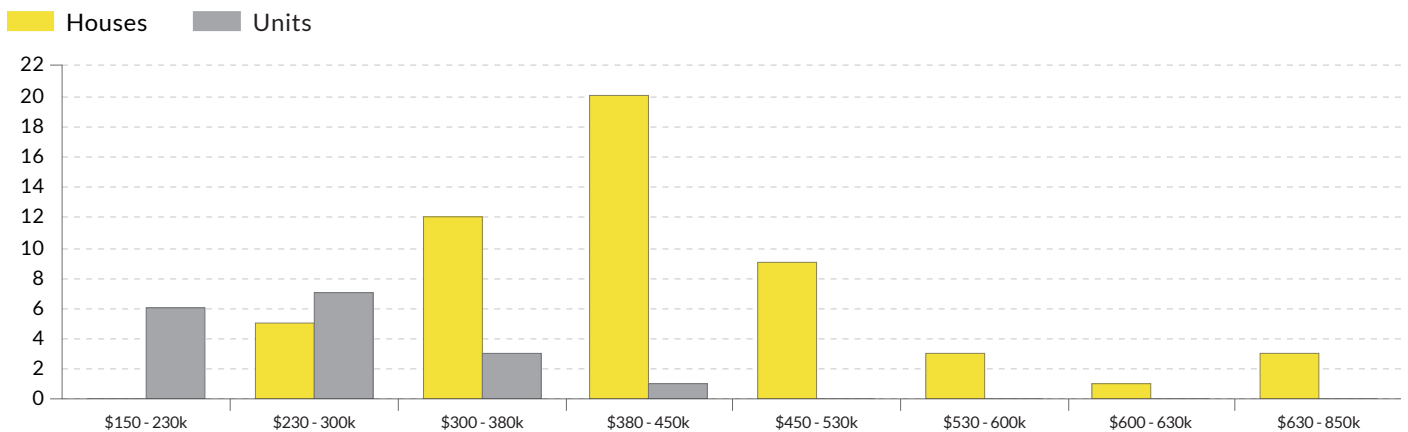
▲ 12.5% change vs. last year

Median Unit Sale Price

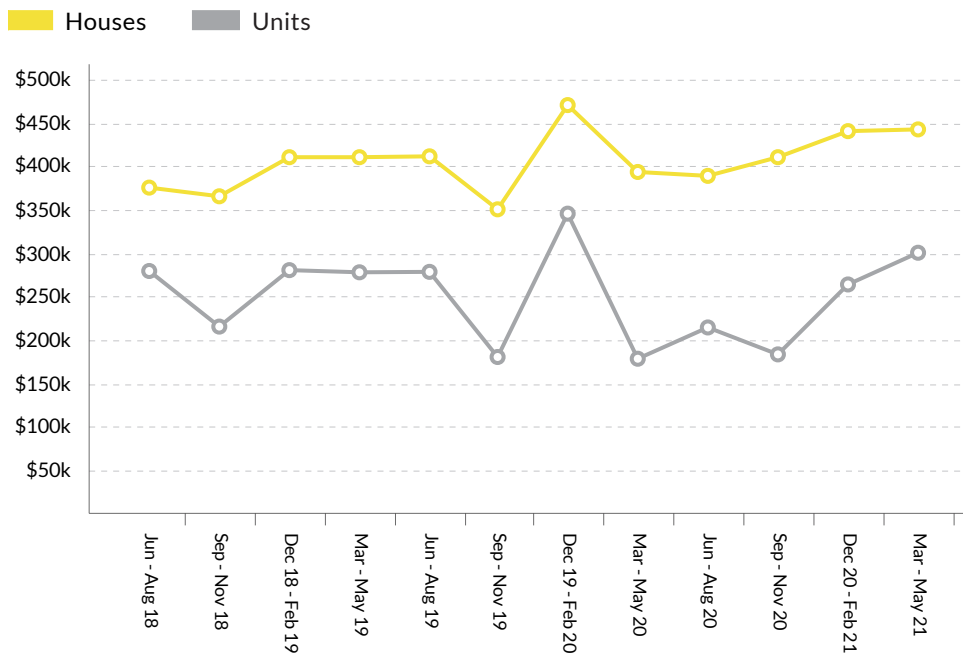
**\$300,000**

▲ 68.5% change vs. last year

Sales By Price Range (Jun 2020 - May 2021)



## Sold Median Price Trend

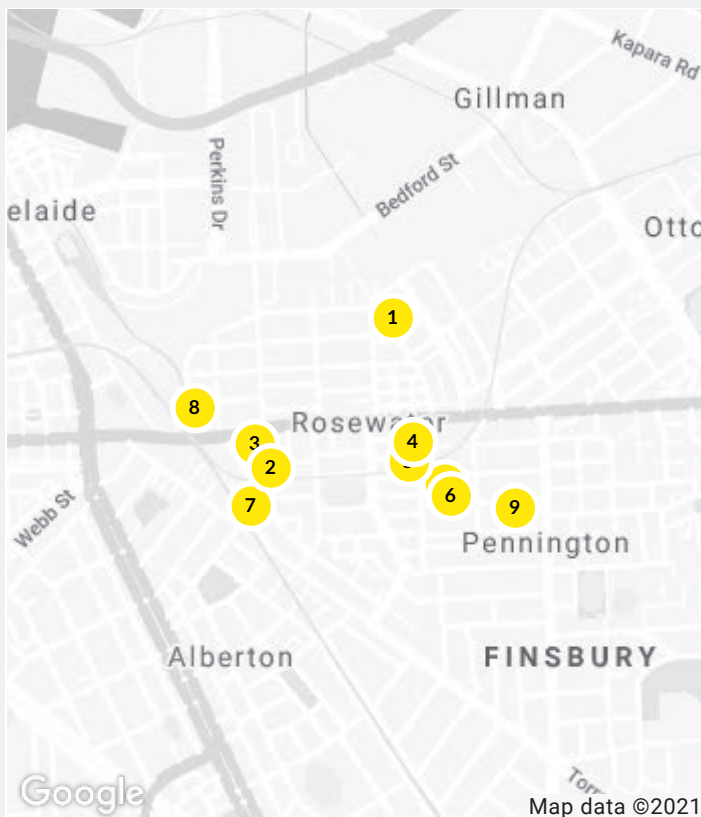


We hope you found this market update helpful. If you'd like any further information on the market please don't hesitate to get in touch.

**Ray White Semaphore**  
(08) 8242 4777

semaphore.sa@raywhite.com

## Recent Market Sales in Rosewater



No.	Address	Features	Price
1	2 Shell Street, Rosewater	2 Beds, 1 Bath, 2 Cars	\$520k
2	1/8 Lincoln Street, Rosewater	2 Beds, 1 Bath, 1 Car	\$297k
3	9 Buxton Street, Rosewater	3 Beds, 1 Bath	\$382k
4	43 Eastbourne Terrace, Ros...	3 Beds, 1 Bath, 2 Cars	\$420k
5	22 Tapp Street, Rosewater	3 Beds, 1 Bath, 2 Cars	\$431k
6	13 Gill Street, Rosewater	3 Beds, 1 Bath, 2 Cars	\$550k
7	840 Torrens Road, Rosewater	3 Beds, 1 Bath, 5 Cars	\$517k
8	29/2 Alice Street, Rosewater	2 Beds, 1 Bath, 1 Car	\$170k
9	42 Gill Street, Rosewater	3 Beds, 1 Bath, 1 Car	\$575k
10	12 Gliddon Street, Rosewater	3 Beds, 1 Bath, 6 Cars	\$615k