

Market Snapshot Taperoo September

2021

Provided by Ray White Semaphore

Total Sales by Quarter

	2021/20	2020/19	2019/18
Sep - Nov	—	16	13
Jun - Aug	—	10	16
Mar - May	9	20	14
Dec - Feb	17	13	17

Median House Sale Price

\$437,500

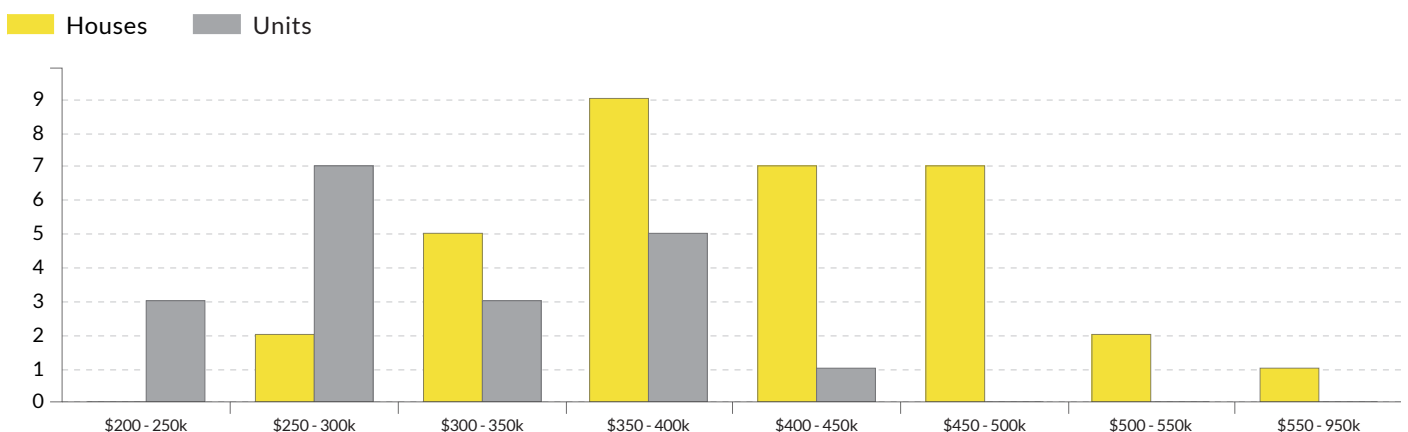
▲ 8.8% change vs. last year

Median Unit Sale Price

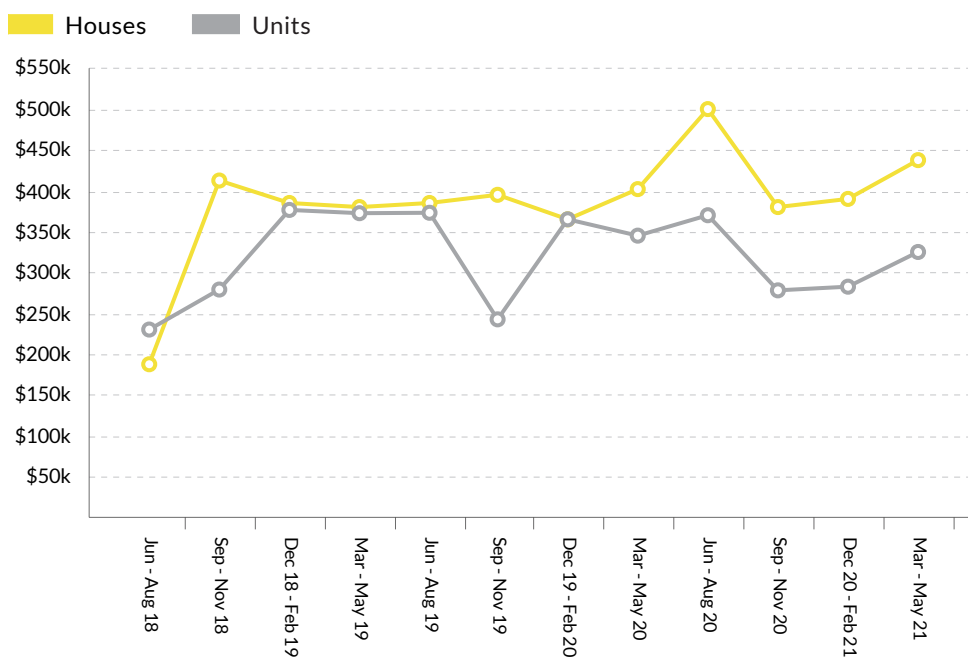
\$325,000

▼ -5.8% change vs. last year

Sales By Price Range (Jun 2020 - May 2021)



Sold Median Price Trend

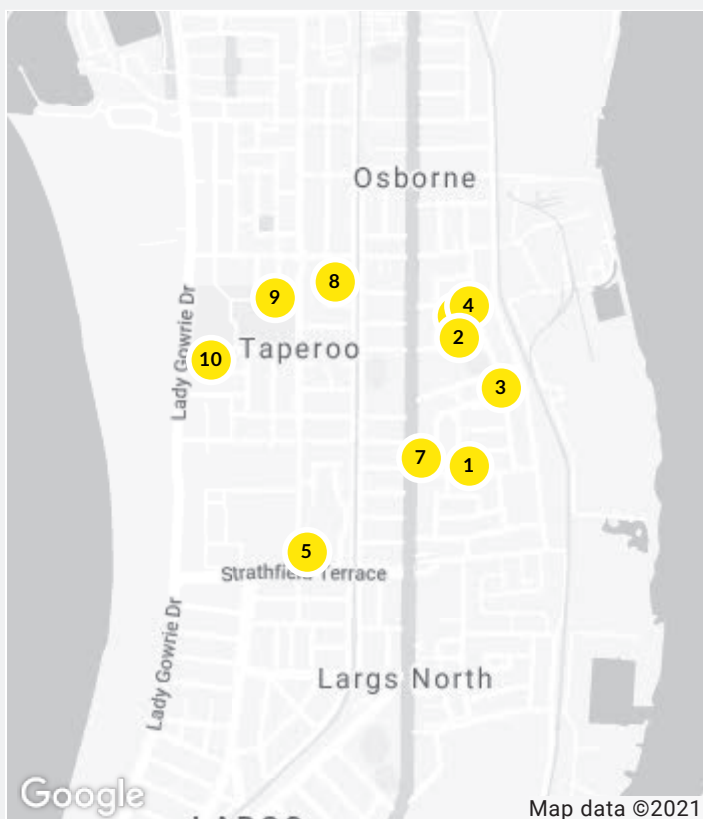


We hope you found this market update helpful. If you'd like any further information on the market please don't hesitate to get in touch.

Ray White Semaphore
(08) 8242 4777

semaphore.sa@raywhite.com

Recent Market Sales in Taperoo



No.	Address	Features	Price
1	27 Yandra Street, Taperoo	3 Beds, 1 Bath, 1 Car	\$440k
2	21 Dimboola Street, Taperoo	3 Beds, 1 Bath, 2 Cars	\$314k
3	77 Yongala Street, Taperoo	4 Beds, 1 Bath, 4 Cars	\$370k
4	18 Kenmare Street, Taperoo	3 Beds, 1 Bath, 1 Car	\$390k
5	17 Ormiston Court, Taperoo	3 Beds, 1 Bath	\$315k
6	19 Nyora Crescent, Taperoo	3 Beds, 1 Bath, 1 Car	\$340k
7	400 Victoria Road, Taperoo	3 Beds, 1 Bath, 4 Cars	\$423k
8	18 Macedonia Street, Taper...	3 Beds, 2 Baths, 1 Car	\$485k
9	1 Medina Street, Taperoo	3 Beds, 2 Baths, 3 Ca...	\$550k
10	18 Duntroon Crescent, Tape...	4 Beds, 2 Baths, 2 Ca...	\$840k