

Market Snapshot West Lakes Shore

September 2021

Provided by Ray White Semaphore

Total Sales by Quarter

	2021/20	2020/19	2019/18
Sep - Nov	—	17	11
Jun - Aug	—	18	20
Mar - May	26	17	18
Dec - Feb	25	13	13

Median House Sale Price

\$815,000

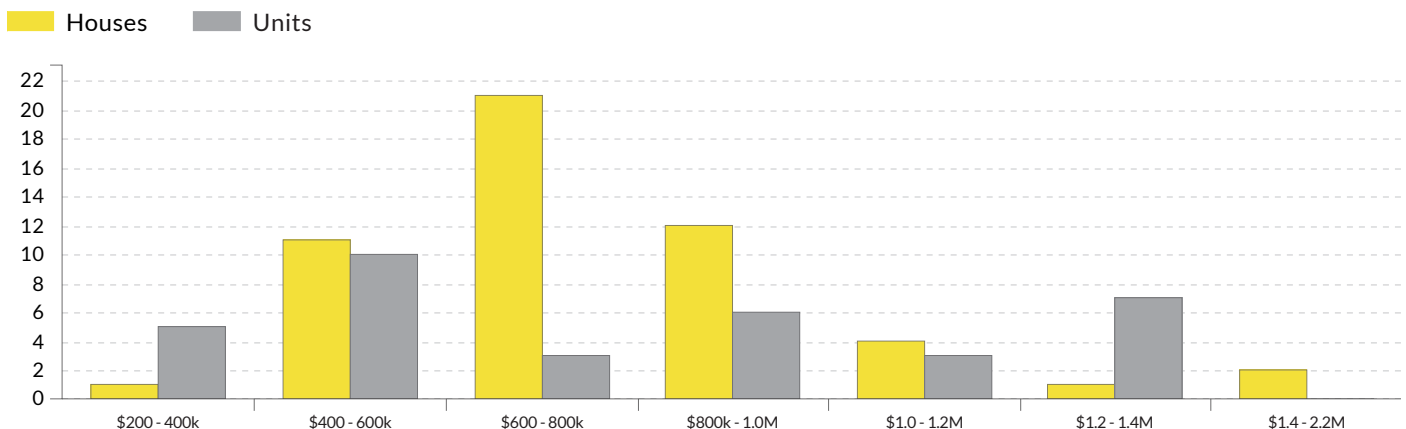
▲ 36.2% change vs. last year

Median Unit Sale Price

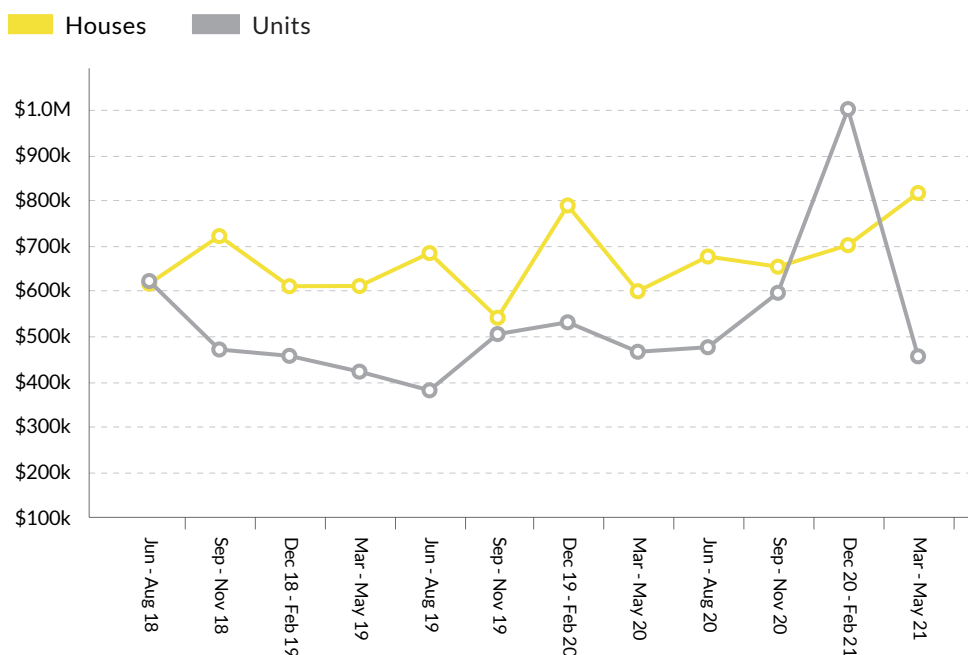
\$455,000

▼ -2.2% change vs. last year

Sales By Price Range (Jun 2020 - May 2021)



Sold Median Price Trend

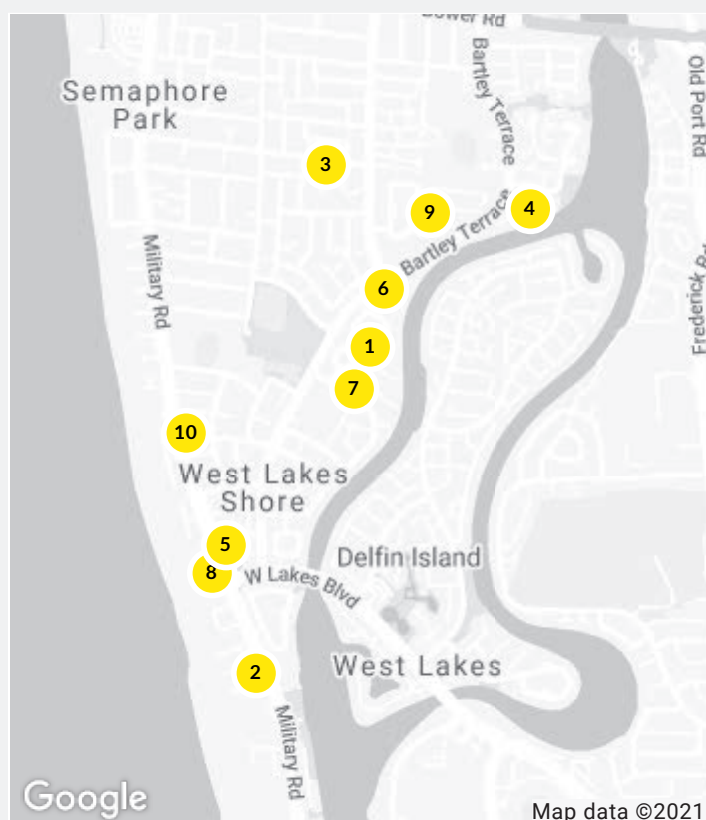


We hope you found this market update helpful. If you'd like any further information on the market please don't hesitate to get in touch.

Ray White Semaphore
(08) 8242 4777

semaphore.sa@raywhite.com

Recent Market Sales in West Lakes Shore



No.	Address	Features	Price
1	17 Heysen Crescent, West L...	3 Beds, 2 Baths, 2 Ca...	\$991k
2	19 Newporter Terrace, Wes...	4 Beds, 2 Baths, 1 Car	\$1.00m
3	62 Recreation Parade, West ...	3 Beds, 2 Baths, 2 Ca...	\$691k
4	2/5 Hansen Court, West Lak...	2 Beds, 1 Bath, 4 Cars	\$600k
5	4/255 Military Road, West L...		\$995k
6	2/9 Anglers Court, West Lak...	3 Beds, 1 Bath, 4 Cars	\$440k
7	60 Newcombe Avenue, Wes...	4 Beds, 2 Baths, 4 Ca...	\$842k
8	3 Shore Court, West Lakes S...	5 Beds, 2 Baths, 2 Ca...	\$1.43m
9	48 Greenfield Crescent, We...	3 Beds, 1 Bath, 1 Car	\$348k
10	7A Illawarra Court, West La...	4 Beds, 2 Baths, 2 Ca...	\$790k