

# Market Snapshot West Beach

## September 2021

Provided by Ray White Semaphore

Total Sales by Quarter

	2021/20	2020/19	2019/18
Sep - Nov	—	23	19
Jun - Aug	—	24	23
Mar - May	29	17	27
Dec - Feb	27	22	24

Median House Sale Price

**\$1,256,000**

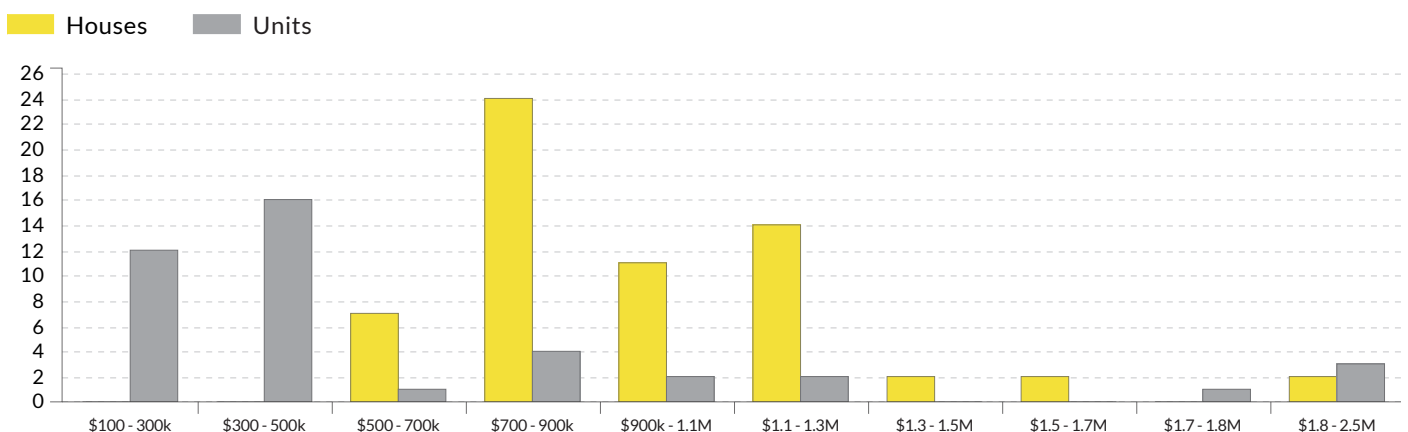
▲ 33.3% change vs. last year

Median Unit Sale Price

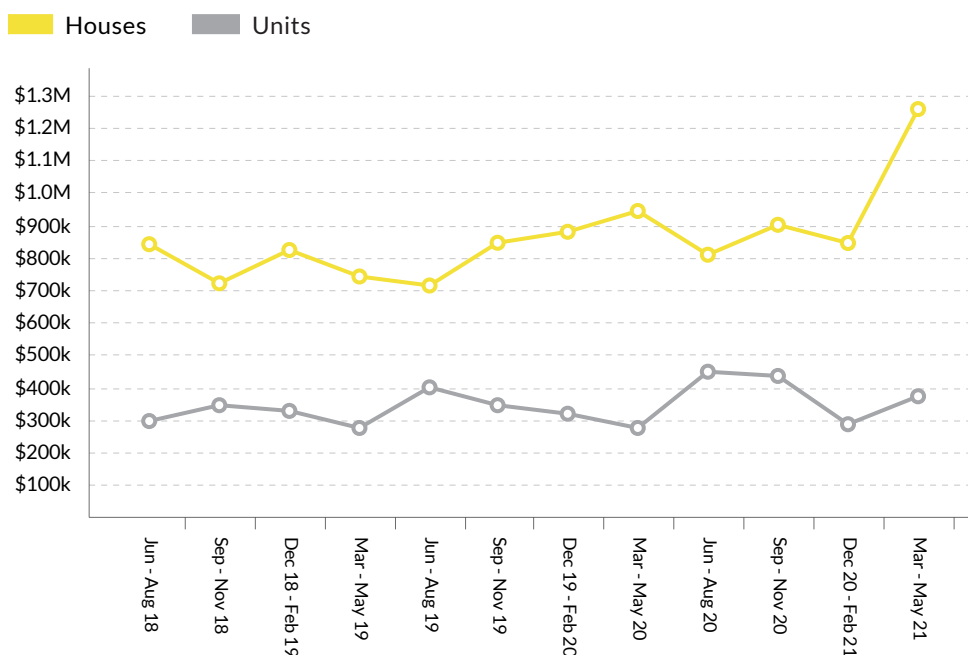
**\$372,500**

▲ 35.5% change vs. last year

Sales By Price Range (Jun 2020 - May 2021)



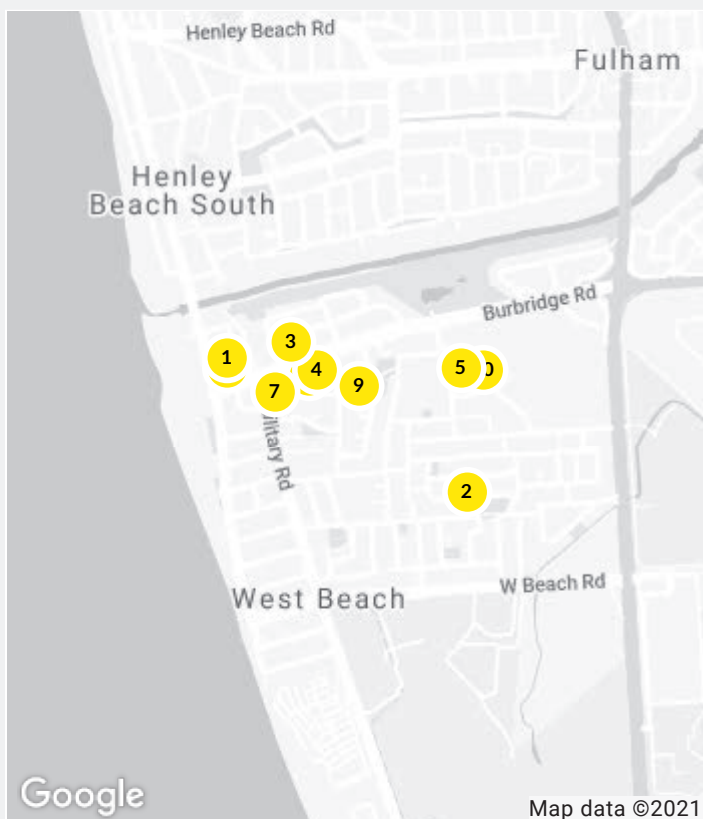
## Sold Median Price Trend



We hope you found this market update helpful. If you'd like any further information on the market please don't hesitate to get in touch.

**Ray White Semaphore**  
 (08) 8242 4777  
[semaphore.sa@raywhite.com](mailto:semaphore.sa@raywhite.com)

## Recent Market Sales in West Beach



No.	Address	Features	Price
1	13 Clegowie Street, West B...	4 Beds, 2 Baths, 2 Ca...	\$1.66m
2	20 Southern Avenue, West ...	3 Beds, 1 Bath, 4 Cars	\$835k
3	3 Gibson Street, West Beach	3 Beds, 1 Bath, 2 Cars	\$1.20m
4	25 Winston Crescent, West ...	4 Beds, 2 Baths, 1 Car	\$854k
5	13A Davis Street, West Beach	4 Beds, 2 Baths	\$1.01m
6	8/17 Clegowie Street, West ...		\$265k
7	3/64 Military Road, West Be...	2 Beds, 1 Bath, 1 Car	\$283k
8	6/723 Burbridge Road, Wes...	2 Beds, 1 Bath, 1 Car	\$257k
9	26 Gray Street, West Beach	3 Beds, 1 Bath, 3 Cars	\$1.21m
10	26 Davis Street, West Beach	3 Beds, 1 Bath, 3 Cars	\$810k