

Market Snapshot Woodville West

September 2021

Provided by Ray White Semaphore

Total Sales by Quarter

	2021/20	2020/19	2019/18
Sep - Nov	—	19	23
Jun - Aug	—	21	16
Mar - May	21	17	31
Dec - Feb	26	24	19

Median House Sale Price

\$618,000

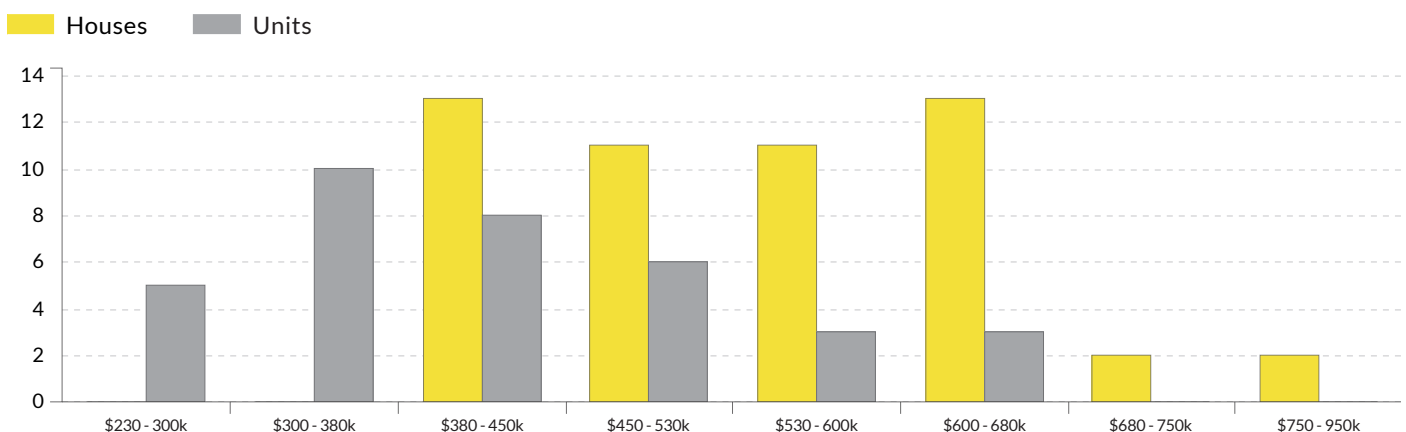
▲ 11.4% change vs. last year

Median Unit Sale Price

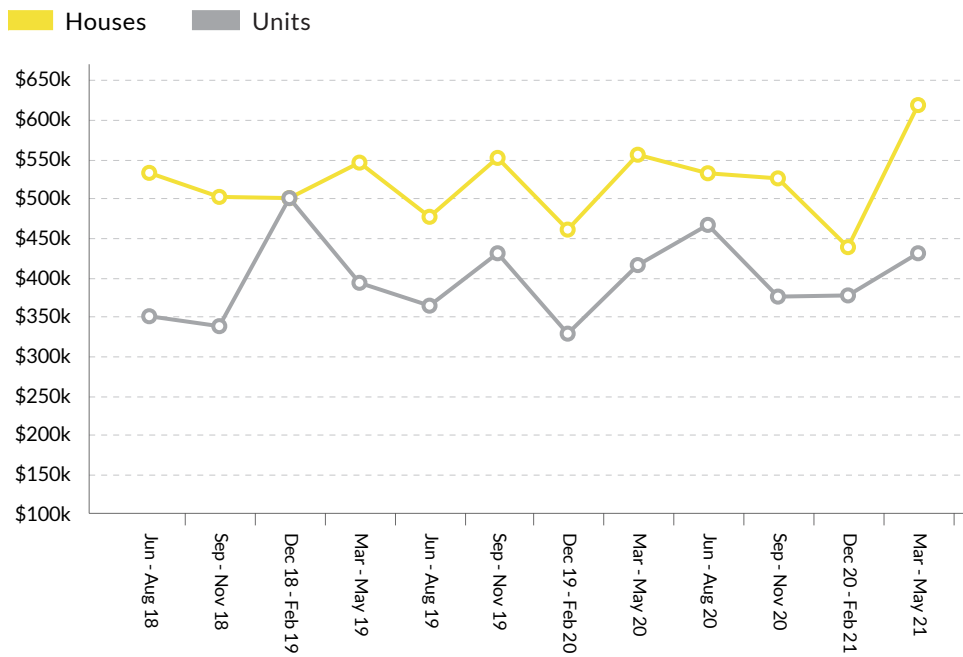
\$430,000

▲ 3.6% change vs. last year

Sales By Price Range (Jun 2020 - May 2021)



Sold Median Price Trend

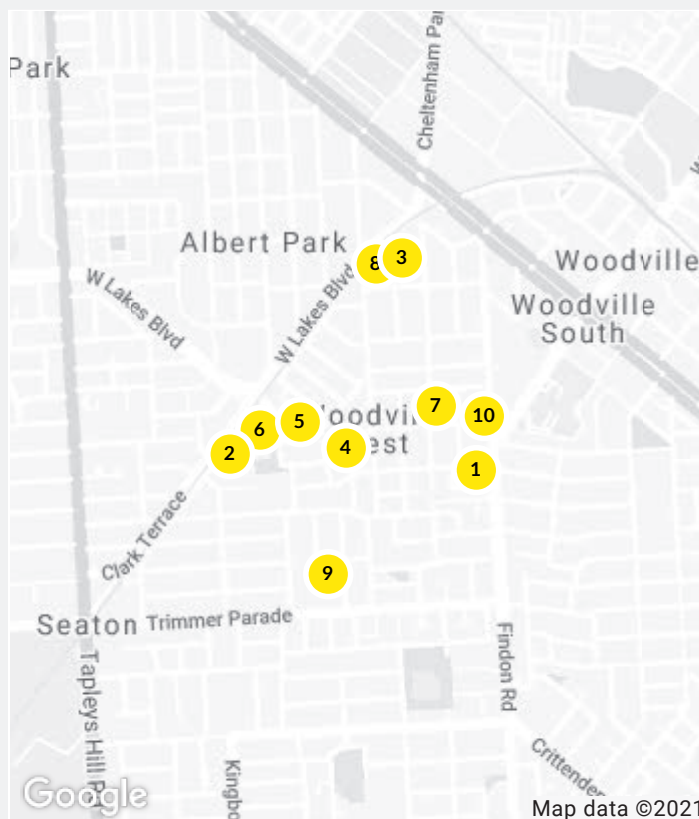


We hope you found this market update helpful. If you'd like any further information on the market please don't hesitate to get in touch.

Ray White Semaphore
(08) 8242 4777

semaphore.sa@raywhite.com

Recent Market Sales in Woodville West



No.	Address	Features	Price
1	1 Ryan Avenue, Woodville ...	3 Beds, 1 Bath, 1 Car	\$595k
2	2/5 Northcote Lane, Woodv...	2 Beds, 1 Bath, 1 Car	\$382k
3	9 Levi Street, Woodville West	3 Beds, 2 Baths, 5 Ca...	\$850k
4	24 Nicholls Terrace, Woodvi...	3 Beds, 2 Baths, 1 Car	\$539k
5	304/6 Sweeney Terrace, Wo...	2 Beds, 1 Bath, 1 Car	\$337k
6	30 Lawton Crescent, Woodv...	3 Beds, 2 Baths, 2 Ca...	\$534k
7	3A Rosemary Street, Woodv...	4 Beds, 2 Baths, 2 Ca...	\$755k
8	2/55 May Street, Woodville ...	3 Beds, 2 Baths, 1 Car	\$400k
9	5 Went Street, Woodville W...	3 Beds, 1 Bath, 1 Car	\$565k
10	66 Findon Road, Woodville ...	2 Beds, 1 Bath, 6 Cars	\$752k