

Market Snapshot West Lakes

September 2021

Provided by Ray White Semaphore

Total Sales by Quarter

	2021/20	2020/19	2019/18
Sep - Nov	—	30	30
Jun - Aug	—	48	23
Mar - May	59	27	41
Dec - Feb	40	34	29

Median House Sale Price

\$850,000

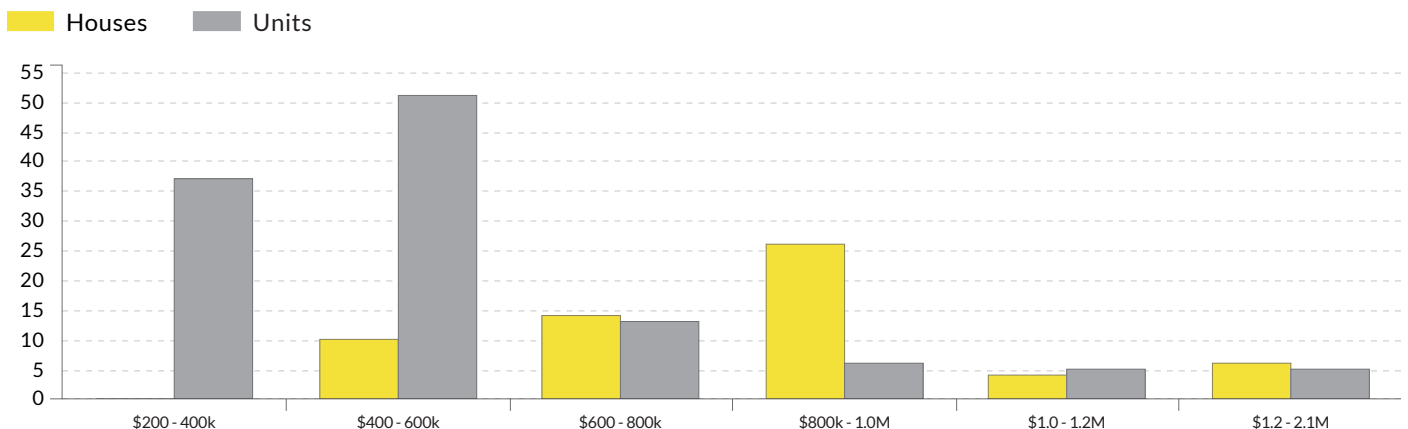
▲ 7.6% change vs. last year

Median Unit Sale Price

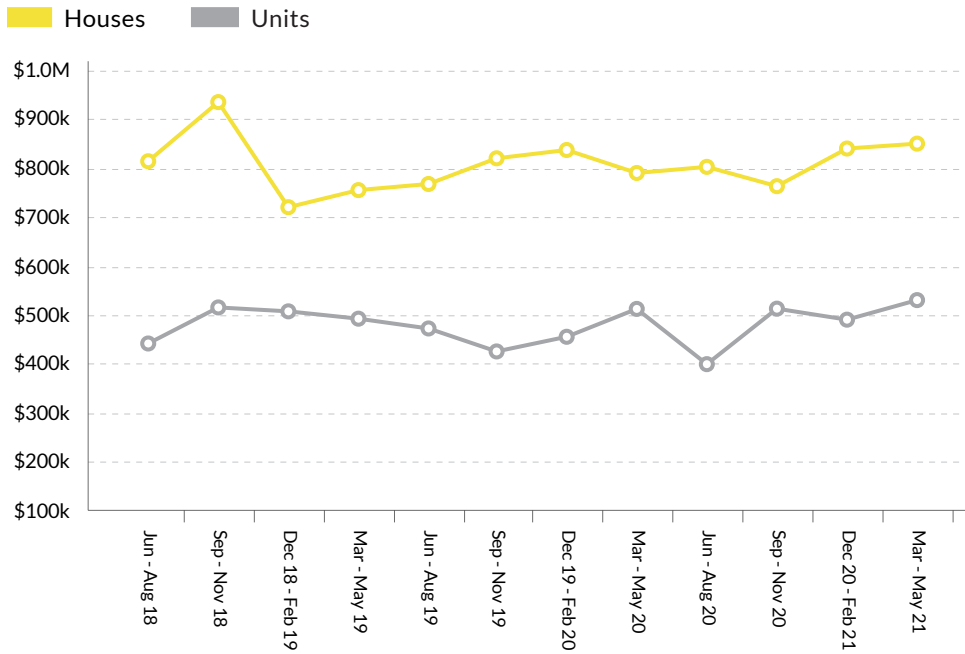
\$530,000

▲ 3.5% change vs. last year

Sales By Price Range (Jun 2020 - May 2021)



Sold Median Price Trend

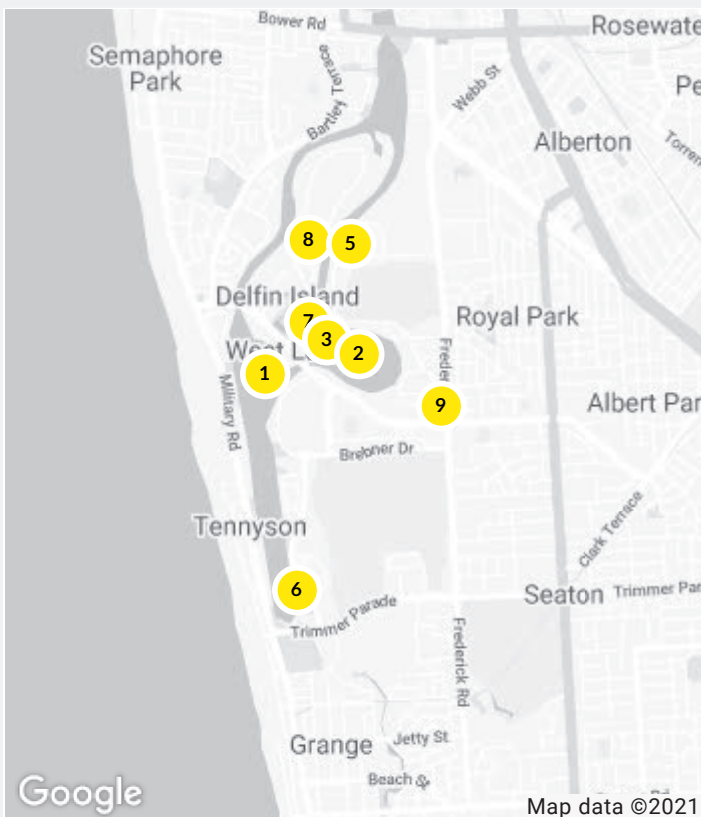


We hope you found this market update helpful. If you'd like any further information on the market please don't hesitate to get in touch.

Ray White Semaphore
(08) 8242 4777

semaphore.sa@raywhite.com

Recent Market Sales in West Lakes



No.	Address	Features	Price
1	9/24 Martin Court, West La...	6 Beds, 4 Baths, 4 Ca...	\$1.11m
2	12 Sir John Marks Drive, W...	4 Beds, 3 Baths, 2 Ca...	\$1.11m
3	2/6 Allerdice Court, West L...		\$1.20m
4	1/6 Allerdice Court, West L...		\$1.14m
5	4 Frome Crescent, West Lak...	4 Beds, 2 Baths, 2 Ca...	\$821k
6	192 Sportsmans Drive, Wes...	3 Beds, 2 Baths, 2 Ca...	\$720k
7	2/3 Moorea Court, West La...	2 Beds, 1 Bath, 1 Car	\$470k
8	5 Hayes Court, West Lakes	3 Beds, 2 Baths, 2 Ca...	\$730k
9	1A Marlee Court, West Lakes	3 Beds, 2 Baths, 2 Ca...	\$690k
10	3/6 Allerdice Court, West L...		\$1.20m