

Market Snapshot Semaphore

September 2021

Provided by Ray White Semaphore

Total Sales by Quarter

	2021/20	2020/19	2019/18
Sep - Nov	—	14	11
Jun - Aug	—	11	15
Mar - May	10	13	14
Dec - Feb	14	6	13

Median House Sale Price

\$597,500

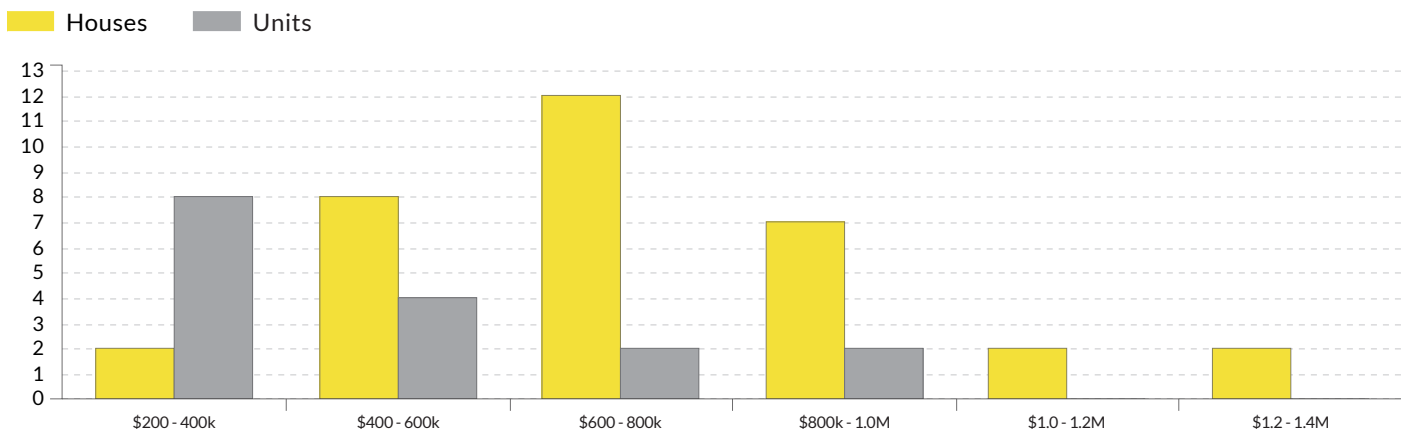
▼ -31.3% change vs. last year

Median Unit Sale Price

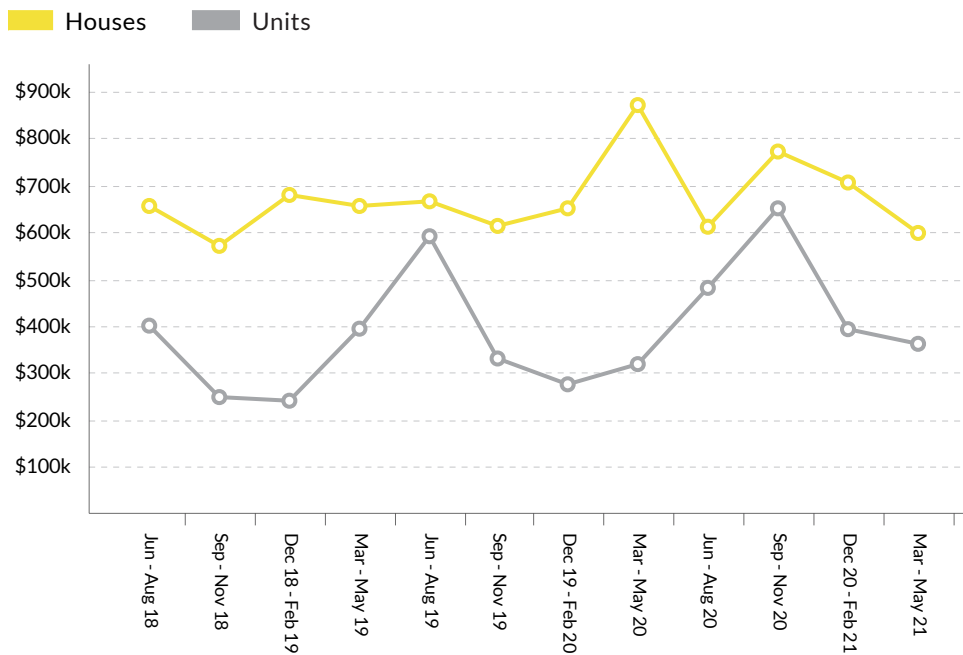
\$361,250

▲ 13.6% change vs. last year

Sales By Price Range (Jun 2020 - May 2021)



Sold Median Price Trend

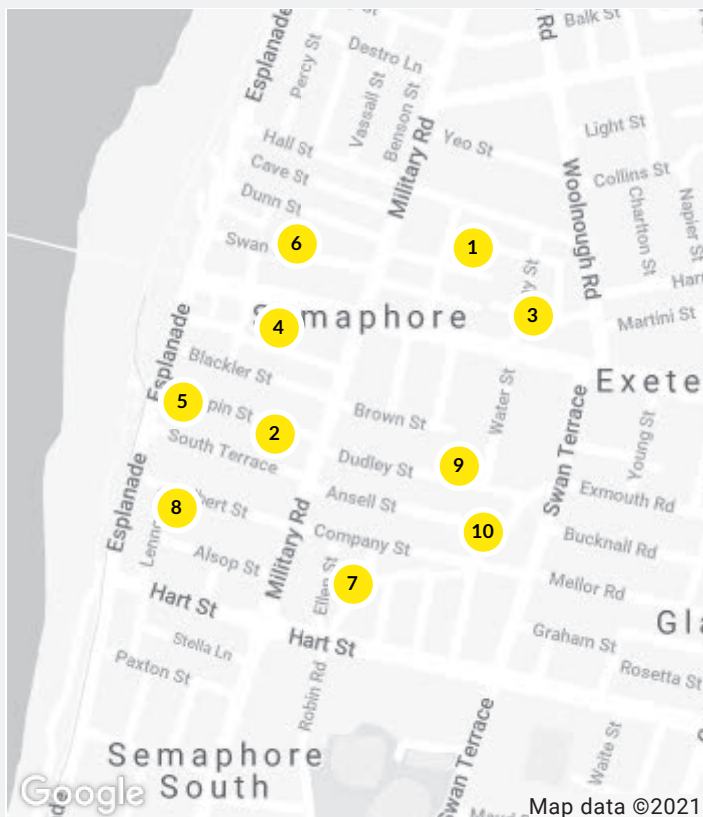


We hope you found this market update helpful. If you'd like any further information on the market please don't hesitate to get in touch.

Ray White Semaphore
(08) 8242 4777

semaphore.sa@raywhite.com

Recent Market Sales in Semaphore



No.	Address	Features	Price
1	3/23 Germein Street, Semaphore	2 Beds, 1 Bath, 1 Car	\$288k
2	38 Coppin Street, Semaphore	4 Beds, 1 Bath, 1 Car	\$1.00m
3	10 Penny Street, Semaphore	3 Beds, 1 Bath, 1 Car	\$615k
4	26/30 Semaphore Road, Semaphore	2 Beds, 1 Bath, 1 Car	\$245k
5	5/58 Esplanade, Semaphore	1 Bed, 1 Bath, 1 Car	\$220k
6	2/29 Swan Street, Semaphore	2 Beds, 1 Bath, 2 Cars	\$346k
7	223 Robin Road, Semaphore	3 Beds, 1 Bath	\$525k
8	2/12 Albert Street, Semaphore	1 Bed, 1 Bath, 1 Car	\$240k
9	45 Dudley Street, Semaphore	2 Beds, 1 Bath	\$475k
10	1/5 Freshwater Road, Semaphore	2 Beds, 1 Bath, 1 Car	\$425k