

Market Snapshot Semaphore South

June 2021

Provided by Ray White Semaphore

Total Sales by Quarter

	2021/20	2020/19	2019/18
Jun - Aug	—	6	5
Mar - May	—	3	3
Dec - Feb	4	5	7
Sep - Nov	7	8	6

Median House Sale Price

\$720,000

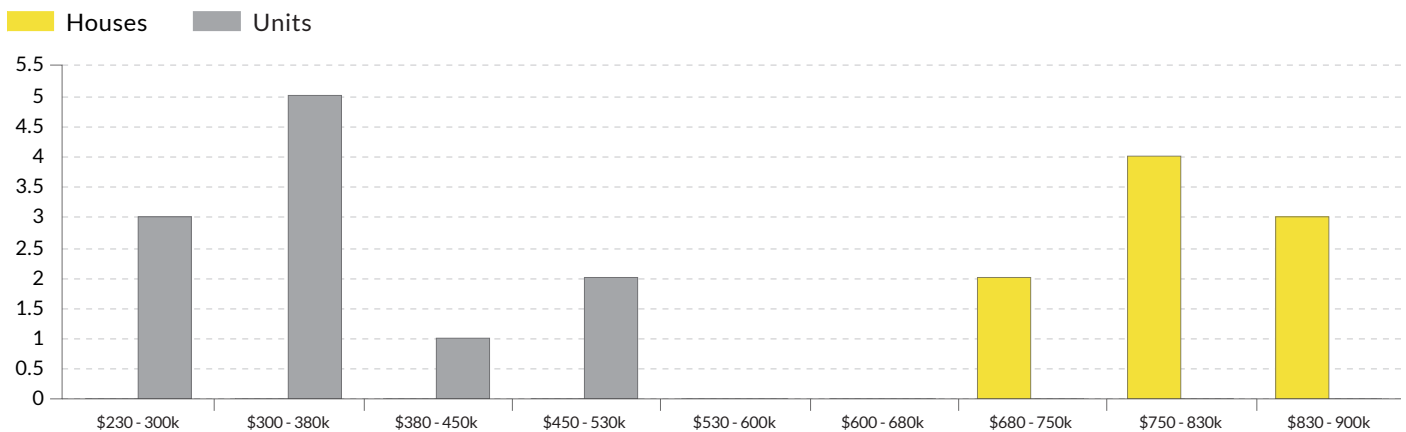
▼ -3.4% change vs. last year

Median Unit Sale Price

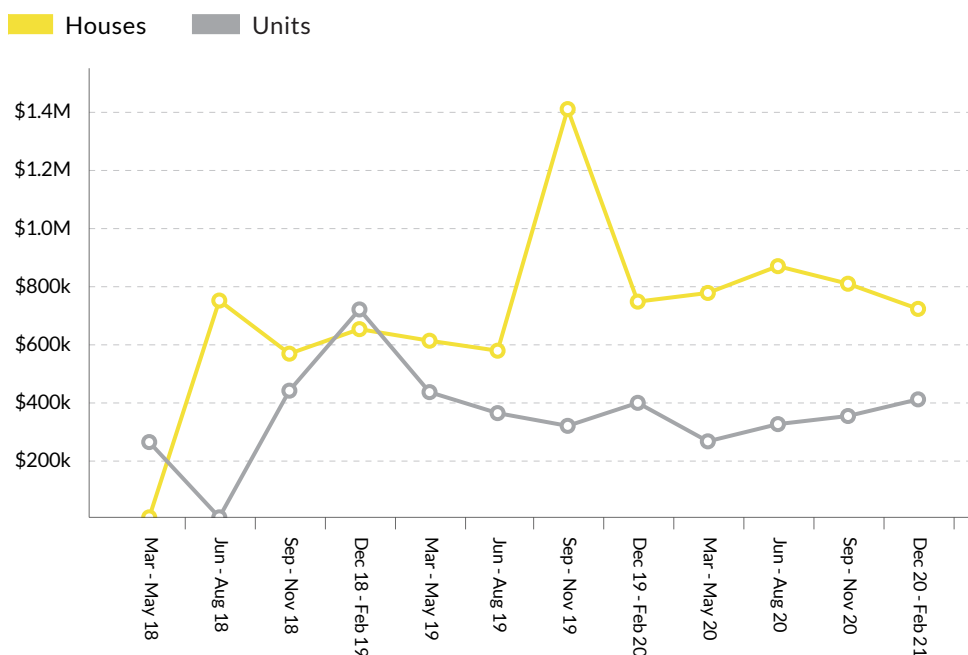
\$407,500

▲ 3.0% change vs. last year

Sales By Price Range (Mar 2020 - Feb 2021)




Sold Median Price Trend



We hope you found this market update helpful. If you'd like any further information on the market please don't hesitate to get in touch.

Ray White Semaphore
 (08) 8242 4777
semaphore.sa@raywhite.com

Recent Market Sales in Semaphore South



Oops! Something went wrong.

This page didn't load Google Maps correctly. See the JavaScript console for technical details.

No.	Address	Features	Price
1	4/17 Paxton Street, Semaph...	2 Beds, 1 Bath, 1 Car	\$335k
2	42A Boord Street, Semapho...	3 Beds, 3 Baths, 2 Ca...	\$840k
3	7/21 Esplanade, Semaphore ...	3 Beds, 1 Bath, 1 Car	\$470k
4	7 Arthur Street, Semaphore ...	3 Beds, 1 Bath, 2 Cars	\$760k
5	53 Bower Road, Semaphore ...	4 Beds, 2 Baths, 2 Ca...	\$730k
6	34 Military Road, Semaphor...	4 Beds, 2 Baths, 4 Ca...	\$710k
7	2/23 Bower Road, Semapho...	2 Beds, 1 Bath, 1 Car	\$360k
8	6/1 Esplanade, Semaphore S...	2 Beds, 1 Bath, 1 Car	\$455k
9	2/41 Military Road, Semaph...	2 Beds, 1 Bath, 1 Car	\$355k
10	5A Wald Avenue, Semaphor...	4 Beds, 2 Baths, 2 Ca...	\$807k