

Market Snapshot Taperoo June 2021

Provided by Ray White Semaphore

Total Sales by Quarter

	2021/20	2020/19	2019/18
Jun - Aug	—	10	16
Mar - May	—	20	14
Dec - Feb	17	13	17
Sep - Nov	16	13	10

Median House Sale Price

\$390,000

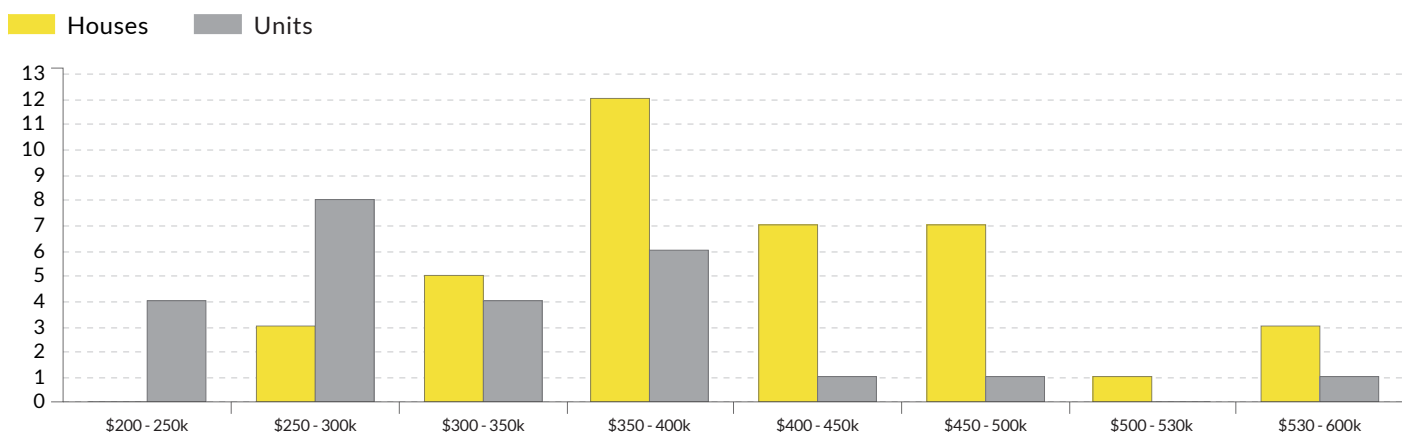
▲ 6.8% change vs. last year

Median Unit Sale Price

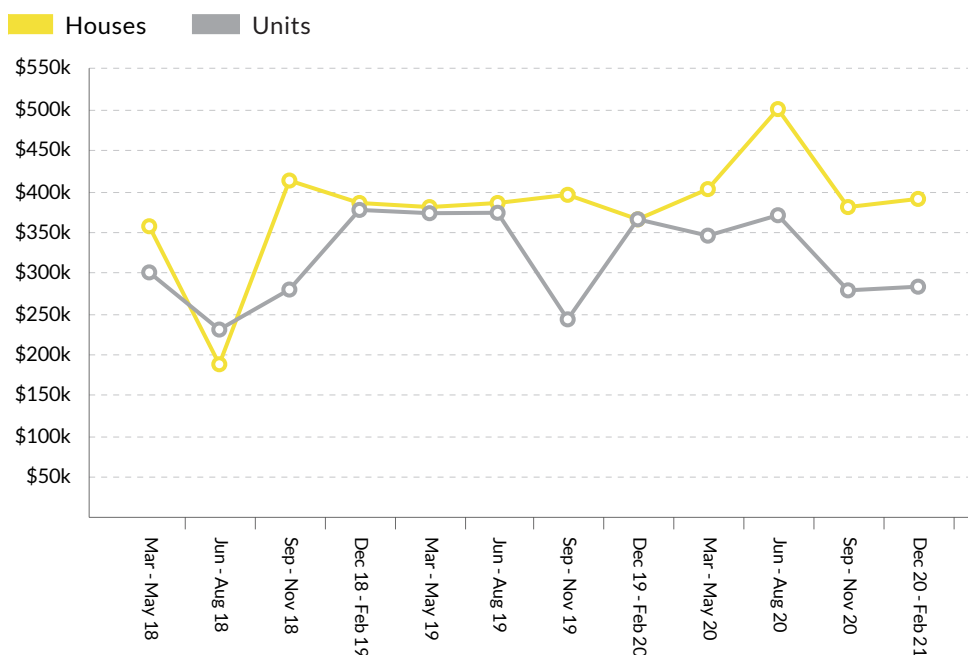
\$282,500

▼ -22.6% change vs. last year

Sales By Price Range (Mar 2020 - Feb 2021)




Sold Median Price Trend



We hope you found this market update helpful. If you'd like any further information on the market please don't hesitate to get in touch.

Ray White Semaphore
 (08) 8242 4777
semaphore.sa@raywhite.com

Recent Market Sales in Taperoo



Oops! Something went wrong.

This page didn't load Google Maps correctly. See the JavaScript console for technical details.

No.	Address	Features	Price
1	1 Nyora Crescent, Taperoo	3 Beds, 1 Bath, 2 Cars	\$325k
2	6 Bristol Crescent, Taperoo	3 Beds, 1 Bath, 4 Cars	\$414k
3	36 Lowana Terrace, Taperoo	3 Beds, 1 Bath, 2 Cars	\$450k
4	1C Margueretta Street, Tap...	2 Beds, 1 Bath, 1 Car	\$335k
5	4/737 Military Road, Taperoo	4 Beds, 1 Bath, 2 Cars	\$465k
6	419 Mersey Road, Taperoo	4 Beds, 1 Bath, 3 Cars	\$272k
7	75A Gedville Road, Taperoo	3 Beds, 2 Baths, 1 Car	\$410k
8	16 Bristol Crescent, Taperoo	3 Beds, 1 Bath, 3 Cars	\$390k
9	41 Wandana Terrace, Taperoo	4 Beds, 1 Bath, 2 Cars	\$430k
10	27 Westralia Avenue, Taperoo	2 Beds, 1 Bath, 1 Car	\$275k