

# Market Snapshot North Haven June

2021

Provided by Ray White Semaphore

### Total Sales by Quarter

	2021/20	2020/19	2019/18
Jun - Aug	—	15	28
Mar - May	—	16	20
Dec - Feb	24	17	10
Sep - Nov	14	16	29

### Median House Sale Price

**\$542,500**

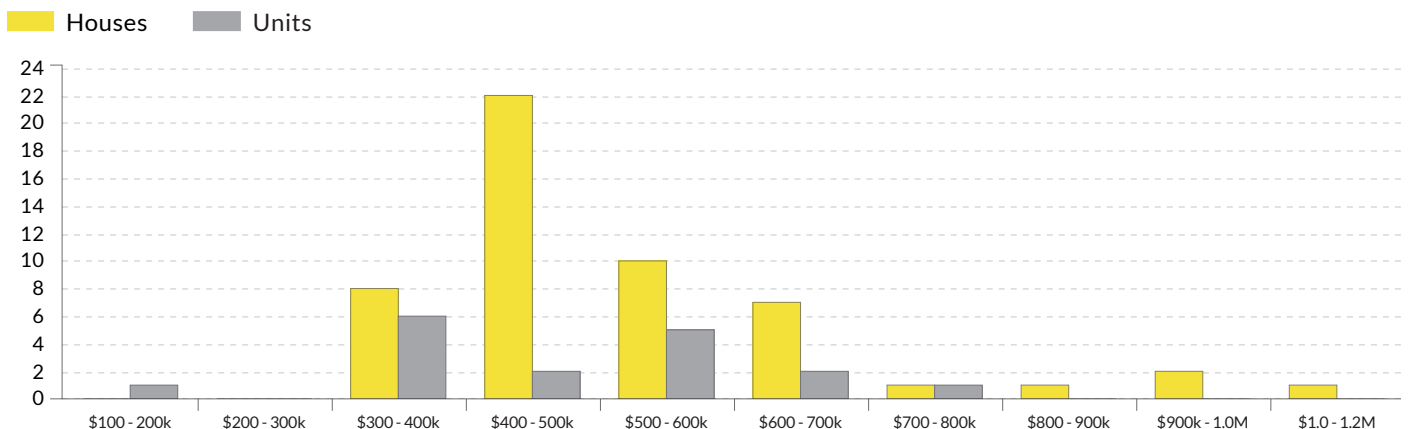
▼ -2.3% change vs. last year

### Median Unit Sale Price

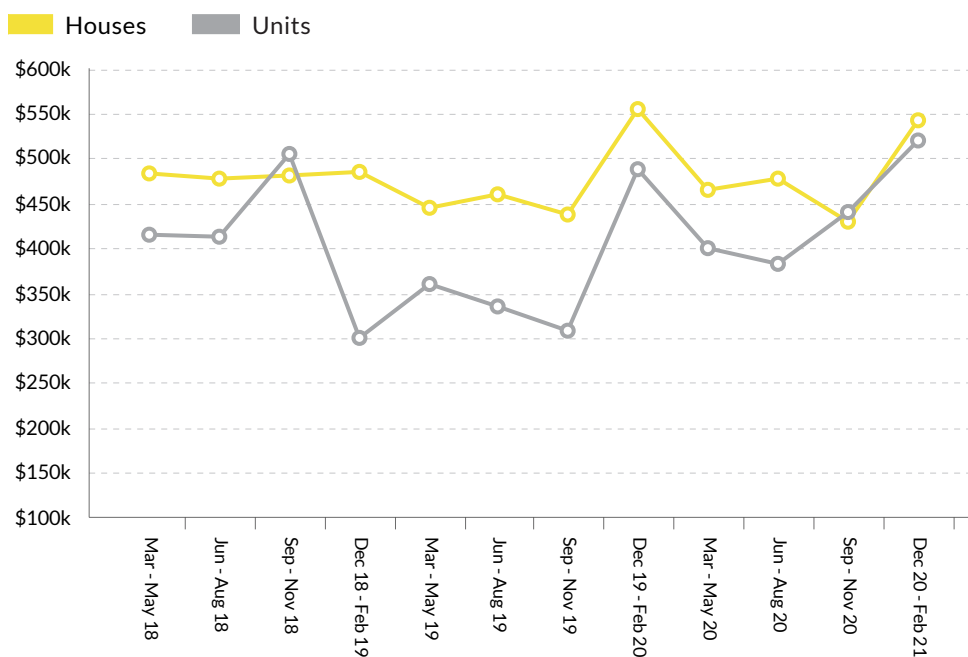
**\$520,000**

▲ 6.6% change vs. last year

### Sales By Price Range (Mar 2020 - Feb 2021)



## Sold Median Price Trend




We hope you found this market update helpful. If you'd like any further information on the market please don't hesitate to get in touch.

**Ray White Semaphore**  
(08) 8242 4777

semaphore.sa@raywhite.com

## Recent Market Sales in North Haven



**Oops! Something went wrong.**

This page didn't load Google Maps correctly. See the JavaScript console for technical details.

No.	Address	Features	Price
1	9 Upton Court, North Haven	3 Beds, 2 Baths, 3 Ca...	\$630k
2	147 Gulf Point Drive, North ...	3 Beds, 1 Bath, 1 Car	\$690k
3	1 The Walkway, North Haven	3 Beds, 1 Bath, 1 Car	\$387k
4	8/403 Lady Gowrie Drive, N...	2 Beds, 1 Bath, 2 Cars	\$452k
5	15 Bollen Street, North Hav...	3 Beds, 1 Bath	\$663k
6	827 Military Road, North H...	5 Beds, 3 Baths, 10 C...	\$921k
7	32 South Australia One Driv...		\$680k
8	7 Patris Court, North Haven	3 Beds, 2 Baths, 2 Ca...	\$585k
9	114 One and All Drive, Nort...	3 Beds, 1 Bath, 1 Car	\$475k
10	116 Gulf Point Drive, North ...		\$410k