

# Market Snapshot Findon June 2021

Provided by Ray White Semaphore

## Total Sales by Quarter

	2021/20	2020/19	2019/18
Jun - Aug	—	19	30
Mar - May	—	23	43
Dec - Feb	21	25	62
Sep - Nov	26	36	24

## Median House Sale Price

**\$558,500**

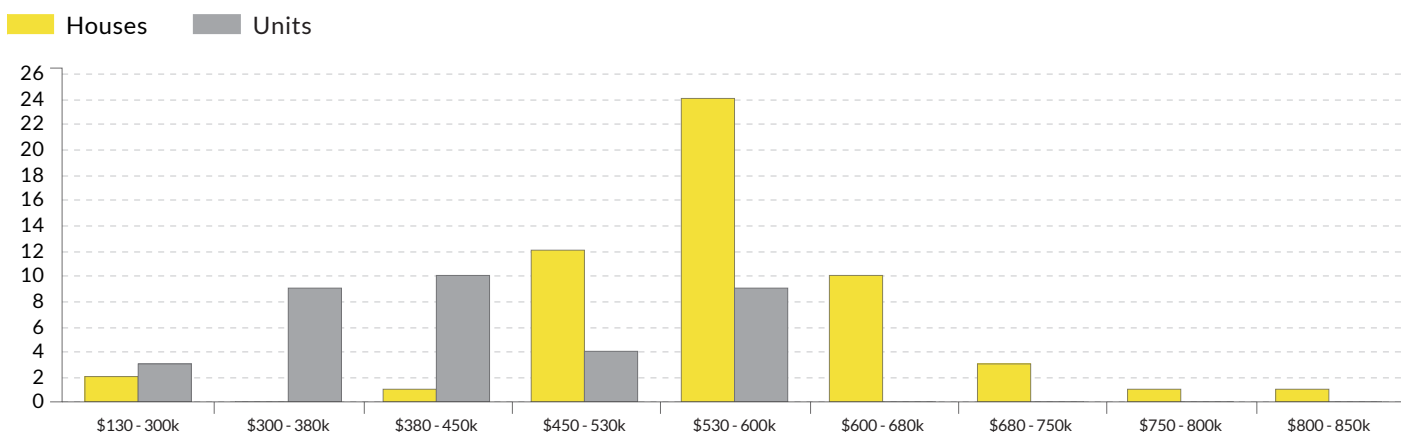
▼ -1.2% change vs. last year

## Median Unit Sale Price

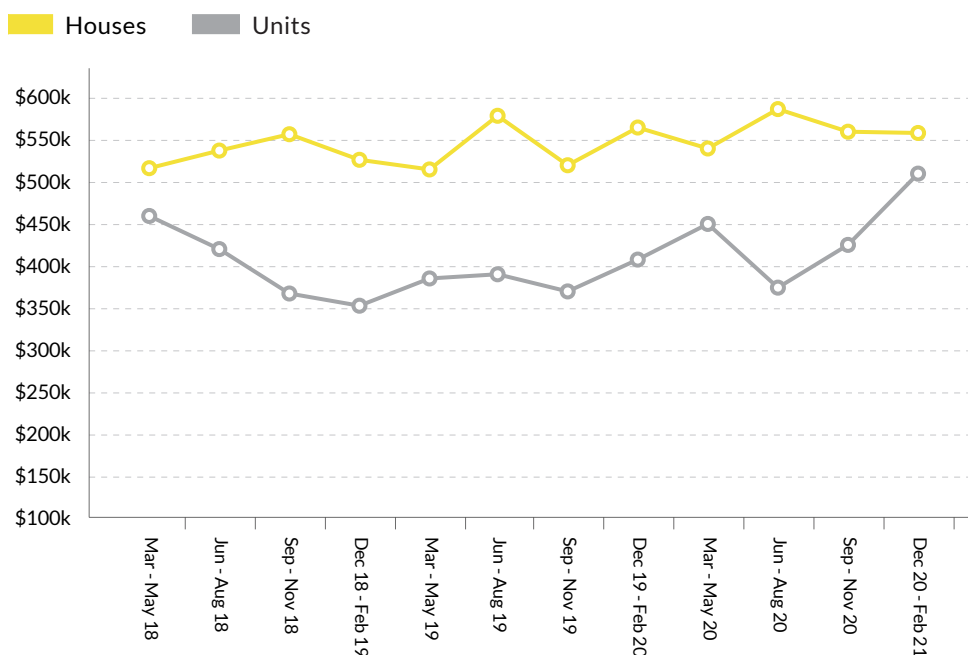
**\$510,000**

▲ 25.2% change vs. last year

## Sales By Price Range (Mar 2020 - Feb 2021)



## Sold Median Price Trend




We hope you found this market update helpful. If you'd like any further information on the market please don't hesitate to get in touch.

**Ray White Semaphore**  
(08) 8242 4777

semaphore.sa@raywhite.com

## Recent Market Sales in Findon



**Oops! Something went wrong.**

This page didn't load Google Maps correctly. See the JavaScript console for technical details.

No.	Address	Features	Price
1	70A Reserve Parade, Findon		\$390k
2	41/3 Noblet Street, Findon	2 Beds, 1 Bath, 1 Car	\$165k
3	12A Hurstfield Terrace, Findon	3 Beds, 2 Baths, 2 Car	\$544k
4	3 Chadwick Court, Findon		\$350k
5	9 Adamson Avenue, Findon	3 Beds, 2 Baths	\$612k
6	28 Harley Place, Findon		\$380k
7	14 Harley Place, Findon	2 Beds, 1 Bath, 1 Car	\$370k
8	5 Harley Place, Findon		\$135k
9	24 Whimpress Avenue, Findon	4 Beds, 1 Bath, 1 Car	\$735k
10	72/3 Noblet Street, Findon	2 Beds, 1 Bath, 1 Car	\$165k