

# Market Snapshot Seaton June 2021

Provided by Ray White Semaphore

## Total Sales by Quarter

	2021/20	2020/19	2019/18
Jun - Aug	—	41	46
Mar - May	—	56	47
Dec - Feb	51	65	47
Sep - Nov	62	53	41

## Median House Sale Price

**\$580,000**

▲ 6.9% change vs. last year

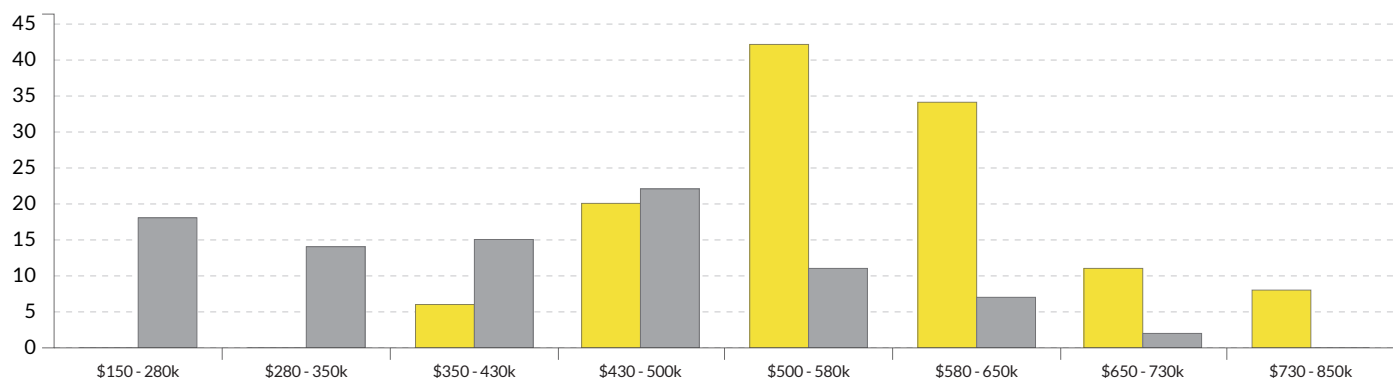
## Median Unit Sale Price

**\$436,500**

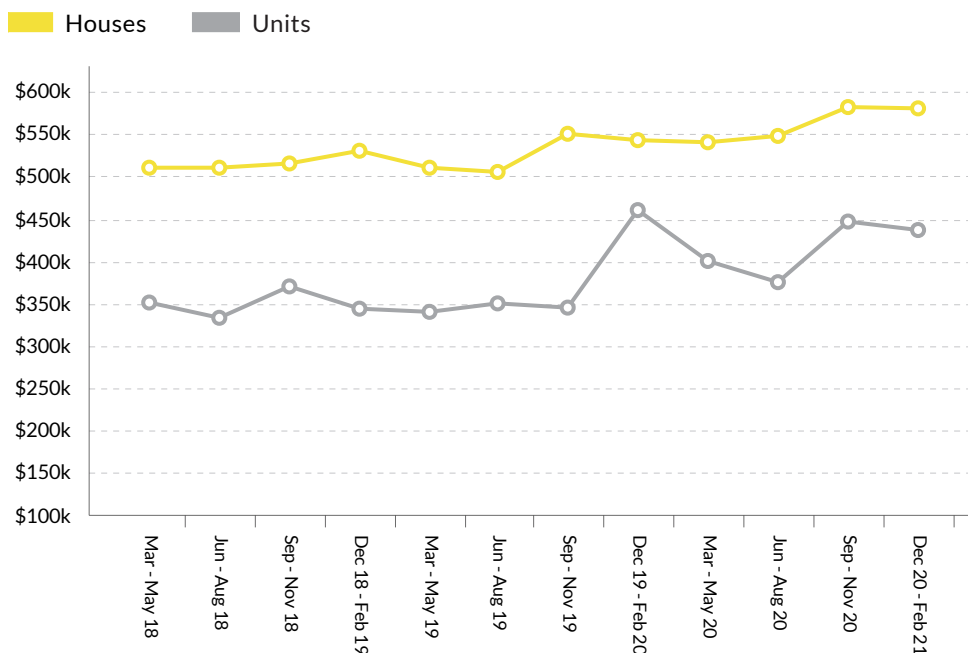
▼ -5.1% change vs. last year

## Sales By Price Range (Mar 2020 - Feb 2021)

■ Houses ■ Units




## Sold Median Price Trend



We hope you found this market update helpful. If you'd like any further information on the market please don't hesitate to get in touch.

**Ray White Semaphore**  
 (08) 8242 4777  
[semaphore.sa@raywhite.com](mailto:semaphore.sa@raywhite.com)

## Recent Market Sales in Seaton



**Oops! Something went wrong.**

This page didn't load Google Maps correctly. See the JavaScript console for technical details.

No.	Address	Features	Price
1	20B Minns Street, Seaton	3 Beds, 1 Bath, 1 Car	\$495k
2	161A Frederick Road, Seaton		\$550k
3	20A Raymond Avenue, Seaton	3 Beds, 2 Baths, 2 Ca...	\$400k
4	11 Wedge Court, Seaton	4 Beds, 1 Bath, 2 Cars	\$863k
5	16A Alfred Avenue, Seaton	4 Beds, 2 Baths, 2 Ca...	\$620k
6	3/212 Trimmer Parade, Seaton	3 Beds, 2 Baths, 2 Ca...	\$546k
7	1/4 Lanark Avenue, Seaton	4 Beds, 3 Baths, 2 Ca...	\$575k
8	1/14 Kingborn Avenue, Seaton	3 Beds, 1 Bath, 1 Car	\$490k
9	1/28 Willcocks Avenue, Seaton	2 Beds, 1 Bath, 1 Car	\$308k
10	1A Owen Street, Seaton	3 Beds, 2 Baths, 1 Car	\$572k