

Market Snapshot Semaphore Park June

2021

Provided by Ray White Semaphore

Total Sales by Quarter

	2021/20	2020/19	2019/18
Jun - Aug	—	20	25
Mar - May	—	22	18
Dec - Feb	21	16	14
Sep - Nov	18	23	14

Median House Sale Price

\$550,000

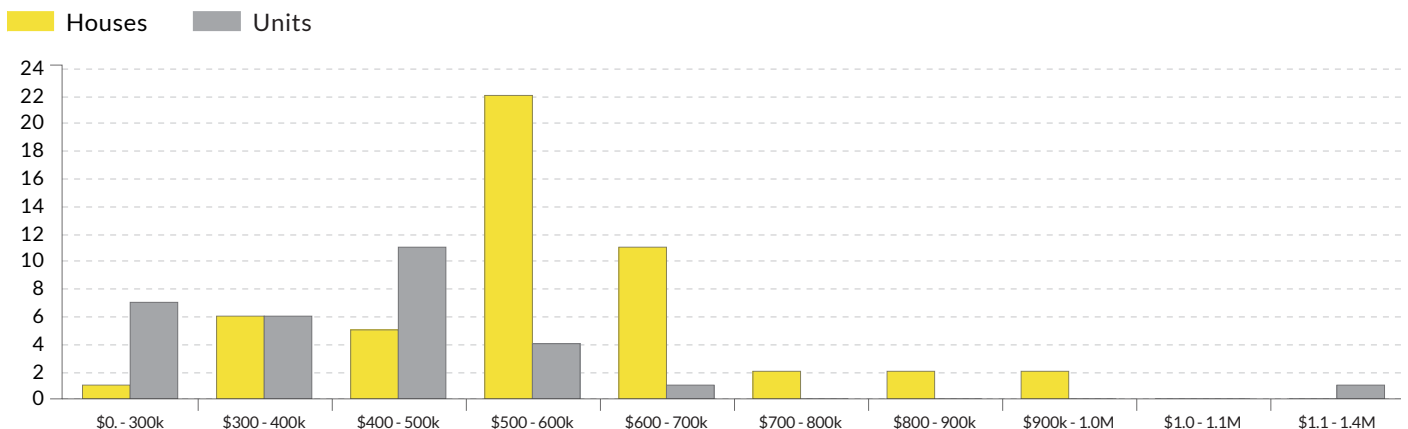
▲0.9% change vs. last year

Median Unit Sale Price

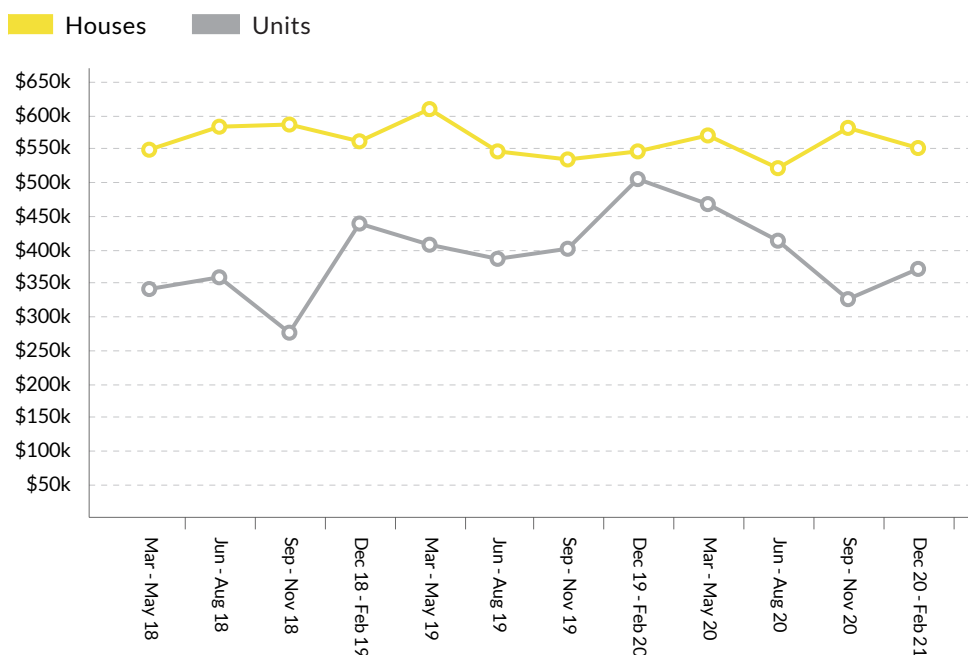
\$370,000

▼-26.6% change vs. last year

Sales By Price Range (Mar 2020 - Feb 2021)




Sold Median Price Trend



We hope you found this market update helpful. If you'd like any further information on the market please don't hesitate to get in touch.

Ray White Semaphore
 (08) 8242 4777
semaphore.sa@raywhite.com

Recent Market Sales in Semaphore Park



Oops! Something went wrong.

This page didn't load Google Maps correctly. See the JavaScript console for technical details.

No.	Address	Features	Price
1	19 Kellett Street, Semaphor...	3 Beds, 1 Bath, 2 Cars	\$611k
2	1 West Street, Semaphore P...	4 Beds, 1 Bath, 3 Cars	\$210k
3	56 Bower Road, Semaphore ...	4 Beds, 1 Bath, 6 Cars	\$680k
4	24 Granville Street, Semaph...	3 Beds, 2 Baths, 2 Ca...	\$537k
5	10 Coral Avenue, Semaphor...	4 Beds, 2 Baths, 2 Ca...	\$858k
6	5 Fairford Terrace, Semapho...	3 Beds, 2 Baths, 3 Ca...	\$561k
7	3/360 Military Road, Semap...	3 Beds, 2 Baths, 2 Ca...	\$620k
8	13 Fairford Terrace, Semaph...	4 Beds, 1 Bath, 5 Cars	\$620k
9	5/5 Ulah Place, Semaphore ...	3 Beds, 1 Bath, 1 Car	\$605k
10	2A John Street, Semaphore ...	3 Beds, 2 Baths, 4 Ca...	\$490k