

# Market Snapshot Seaton March 2021

Provided by Ray White Semaphore

## Total Sales by Quarter

	2021/20	2020/19	2019/18
Mar - May	—	56	47
Dec - Feb	—	65	47
Sep - Nov	62	53	41
Jun - Aug	41	46	43

## Median House Sale Price

**\$581,500**

▲5.7% change vs. last year

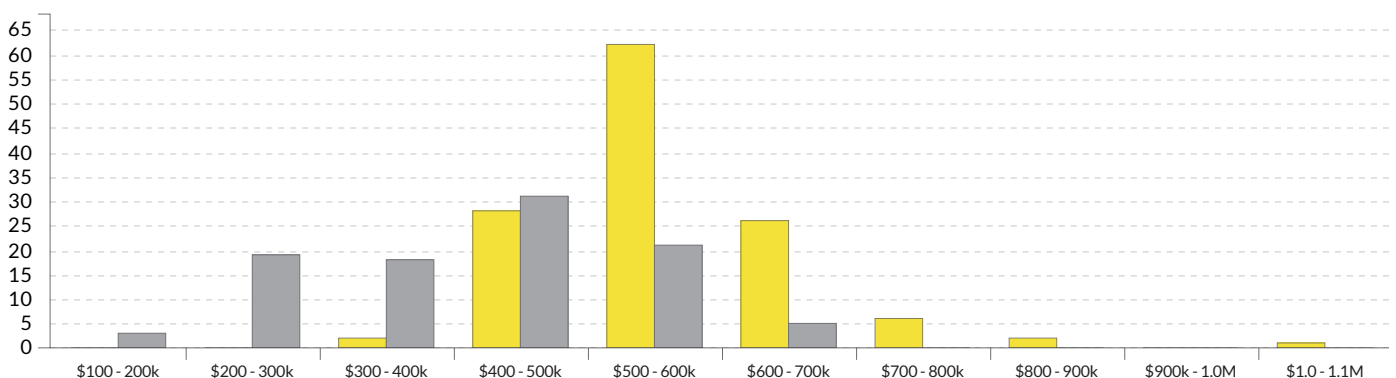
## Median Unit Sale Price

**\$446,500**

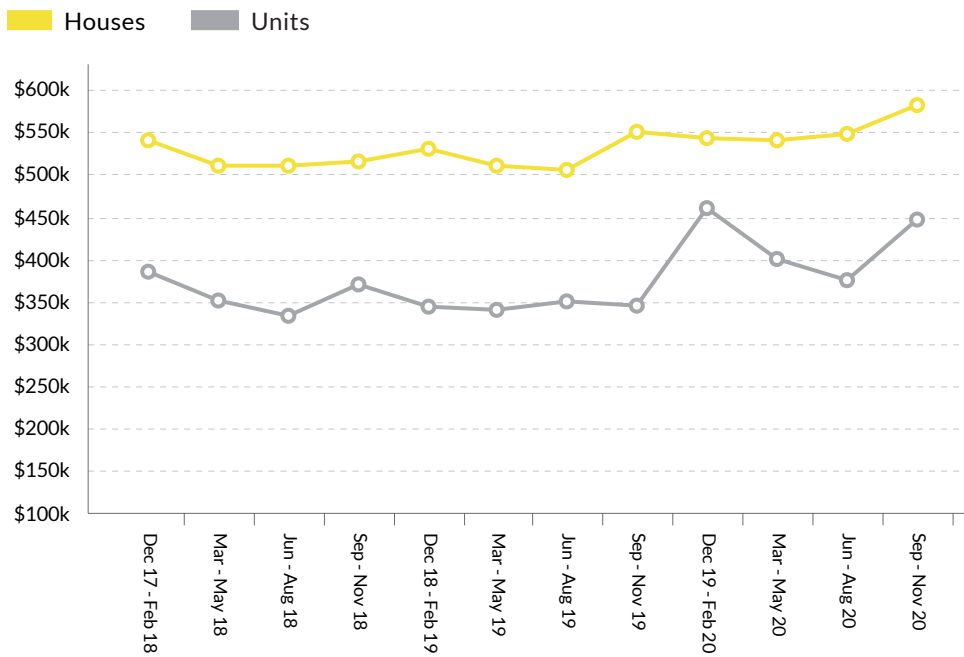
▲29.4% change vs. last year

## Sales By Price Range (Dec 2019 - Nov 2020)

■ Houses ■ Units



## Sold Median Price Trend

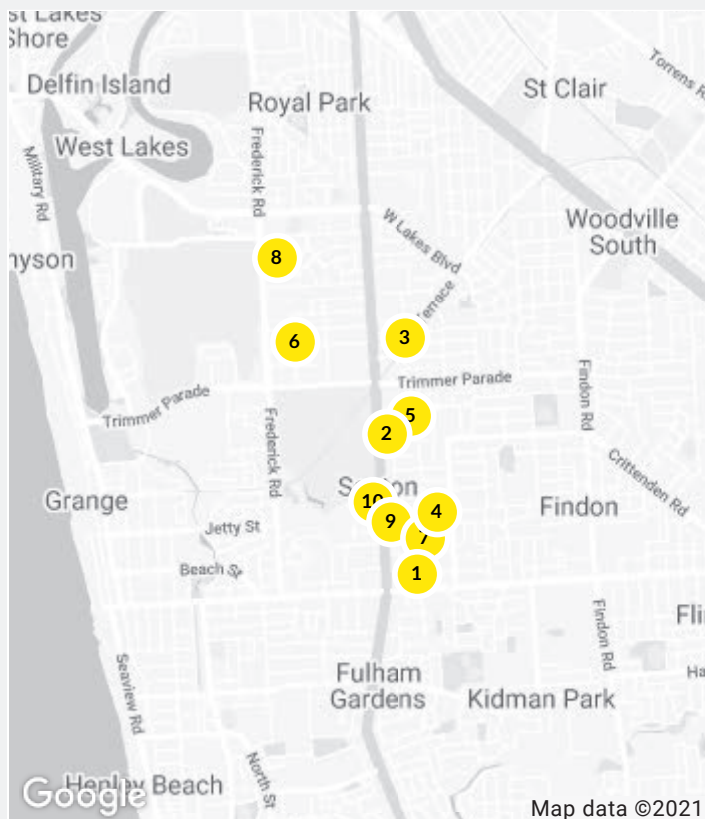


We hope you found this market update helpful. If you'd like any further information on the market please don't hesitate to get in touch.

**Ray White Semaphore**  
(08) 8242 4777

semaphore.sa@raywhite.com

## Recent Market Sales in Seaton



No.	Address	Features	Price
1	3/4-6 Montrose Avenue, Seaton	2 Beds, 1 Bath, 1 Car	\$295k
2	9/291 Tapleys Hill Road, Seaton	2 Beds, 1 Bath, 1 Car	\$308k
3	19A Clark Terrace, Seaton	3 Beds, 2 Baths, 2 Car...	\$406k
4	14A Dundee Avenue, Seaton		\$475k
5	2 Buchan Street, Seaton	3 Beds, 1 Bath, 1 Car	\$530k
6	3/52 Seaton Terrace, Seaton	3 Beds, 1 Bath, 1 Car	\$475k
7	7 Pape Avenue, Seaton		\$736k
8	24 Parker Avenue, Seaton	5 Beds, 3 Baths, 3 Ca...	\$530k
9	5 Dumfries Avenue, Seaton	3 Beds, 2 Baths, 2 Ca...	\$700k
10	14 Lefkas Court, Seaton	5 Beds, 3 Baths, 4 Ca...	\$840k