

Market Snapshot Birkenhead March

2021

Provided by Ray White Semaphore

Total Sales by Quarter

	2021/20	2020/19	2019/18
Mar - May	—	3	14
Dec - Feb	—	9	6
Sep - Nov	4	11	8
Jun - Aug	5	6	9

Median House Sale Price

\$480,000

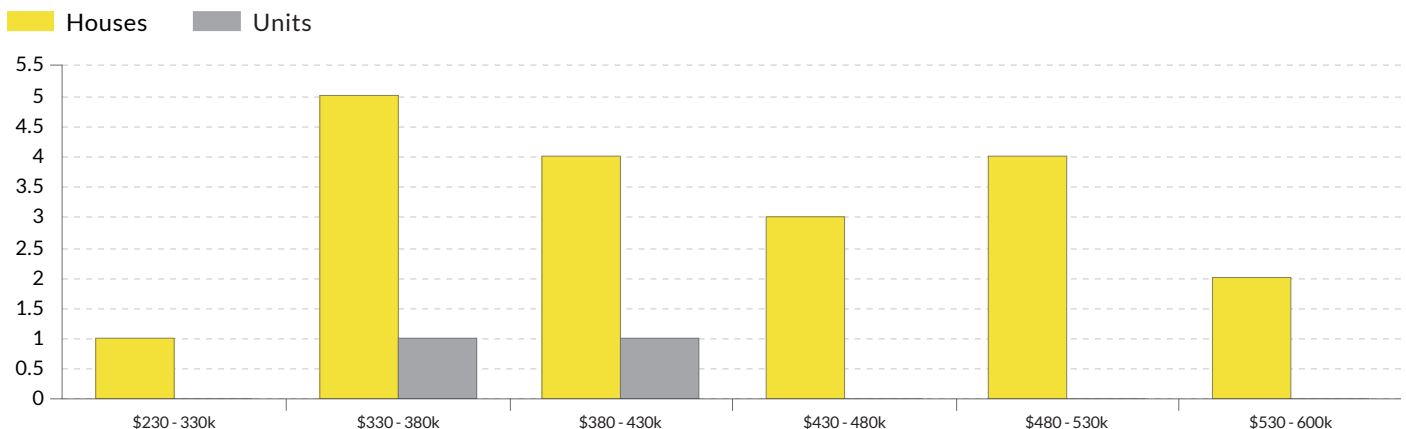
▲ 6.7% change vs. last year

Median Unit Sale Price

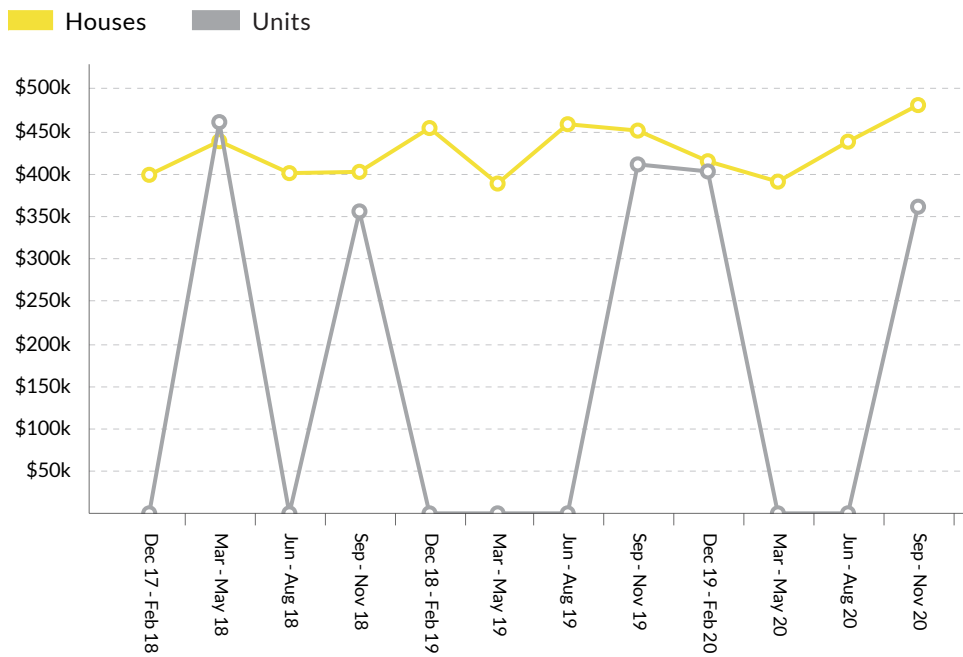
\$360,500

▼ -12.1% change vs. last year

Sales By Price Range (Dec 2019 - Nov 2020)



Sold Median Price Trend

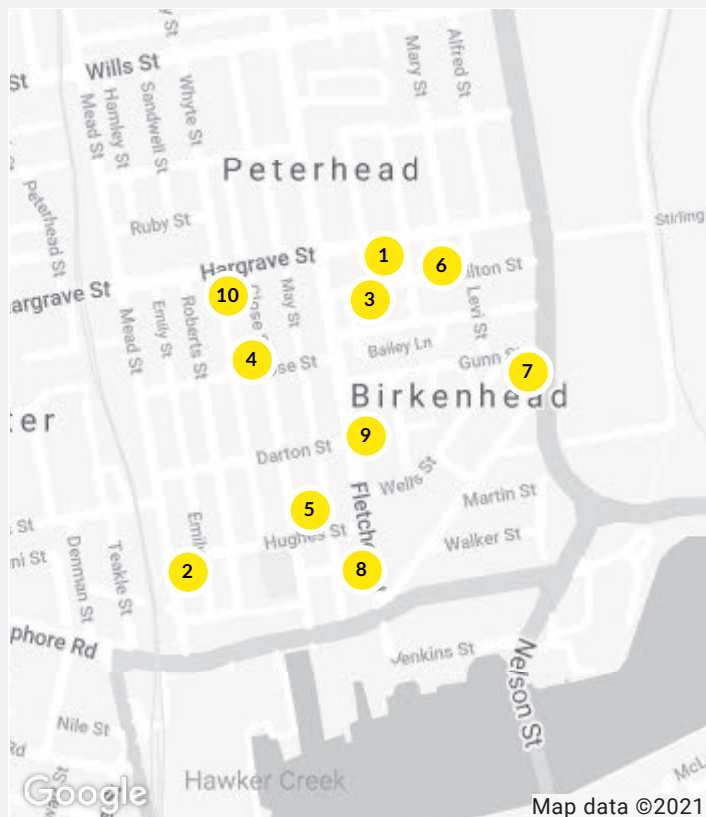


We hope you found this market update helpful. If you'd like any further information on the market please don't hesitate to get in touch.

Ray White Semaphore
(08) 8242 4777

semaphore.sa@raywhite.com

Recent Market Sales in Birkenhead



No.	Address	Features	Price
1	160 Hargrave Street, Birken...	4 Beds, 1 Bath, 1 Car	\$580k
2	28 Mead Street, Birkenhead	3 Beds, 2 Baths, 1 Car	\$597k
3	10 Hilton Street, Birkenhead	2 Beds, 1 Bath, 3 Cars	\$491k
4	55 Close Street, Birkenhead		\$695k
5	22 Close Street, Birkenhead	3 Beds, 1 Bath, 2 Cars	\$512k
6	23 Hilton Street, Birkenhead		\$510k
7	63 Victoria Road, Birkenhead	3 Beds, 1 Bath, 2 Cars	\$365k
8	10/5 Fletcher Road, Birken...	2 Beds, 1 Bath, 2 Cars	\$361k
9	36 Fletcher Road, Birkenhead	3 Beds, 1 Bath, 7 Cars	\$580k
10	64 Workman Street, Birken...	3 Beds, 2 Baths, 1 Car	\$480k