

Market Snapshot West Lakes March

2021

Provided by Ray White Semaphore

Total Sales by Quarter

	2021/20	2020/19	2019/18
Mar - May	—	27	41
Dec - Feb	—	34	29
Sep - Nov	30	30	18
Jun - Aug	48	23	38

Median House Sale Price

\$763,000

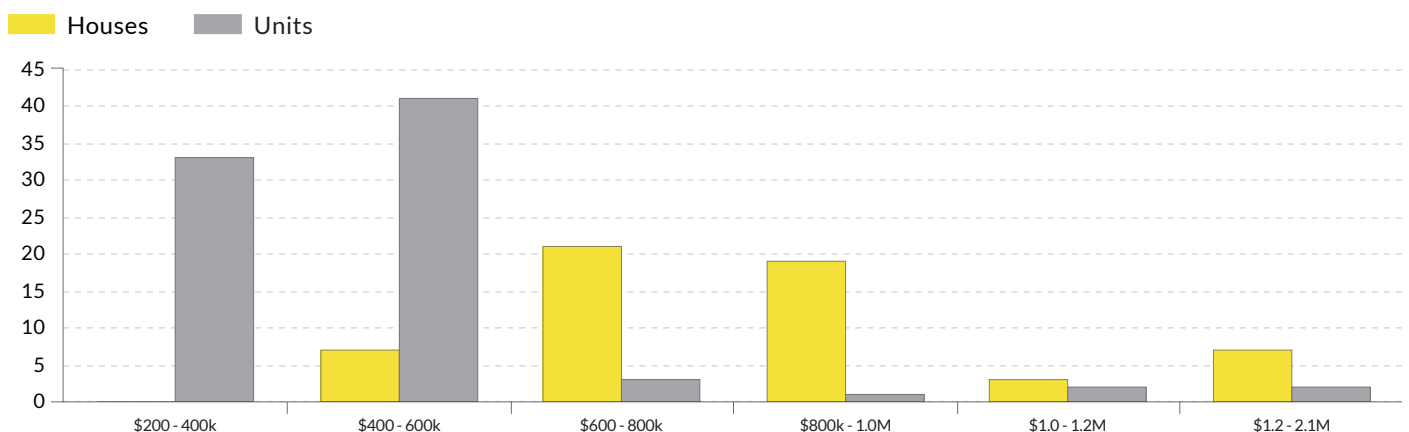
▼ -7.0% change vs. last year

Median Unit Sale Price

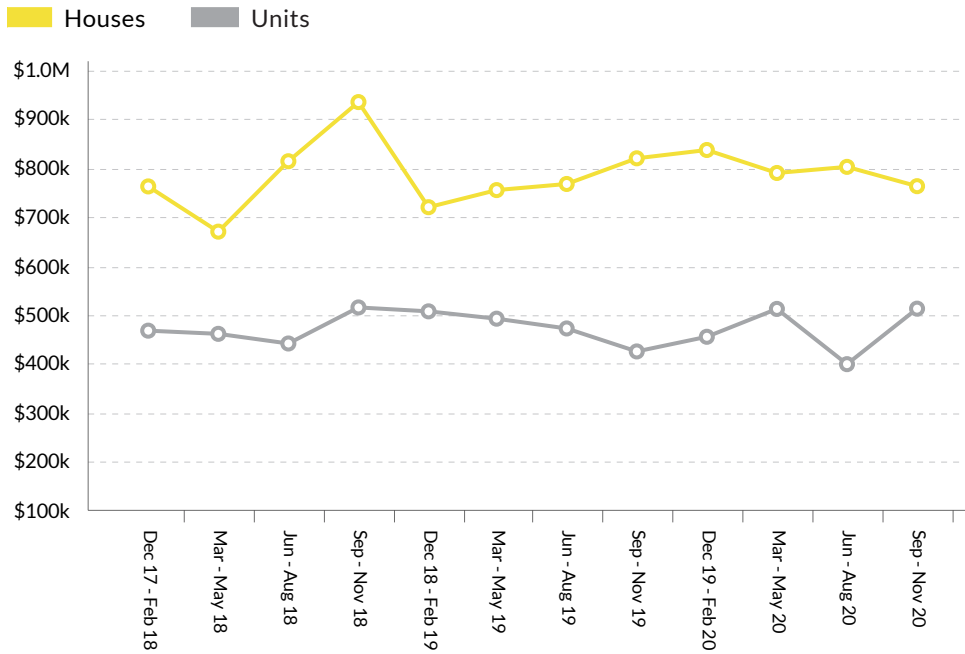
\$512,500

▲ 20.6% change vs. last year

Sales By Price Range (Dec 2019 - Nov 2020)



Sold Median Price Trend

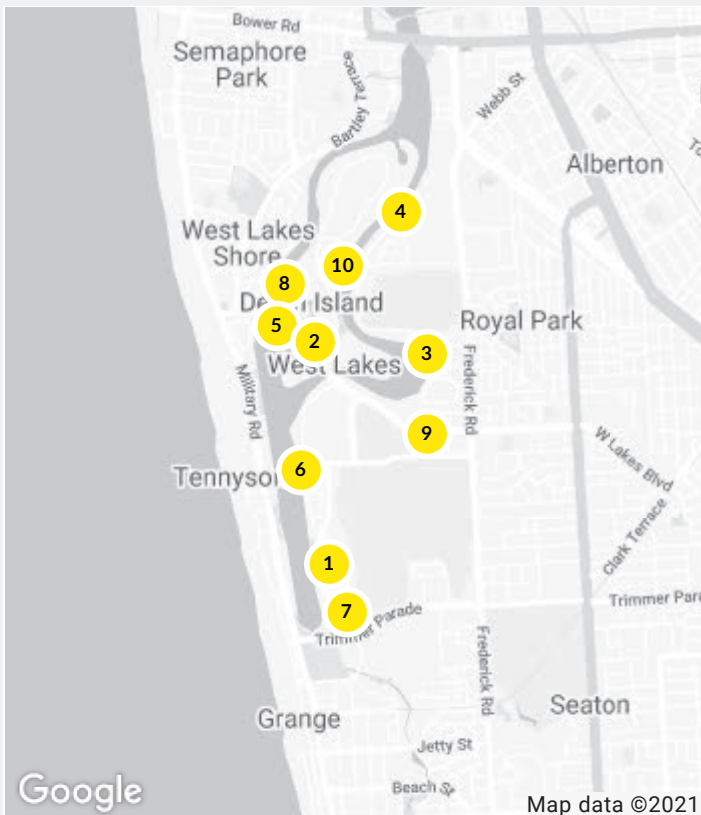


We hope you found this market update helpful. If you'd like any further information on the market please don't hesitate to get in touch.

Ray White Semaphore
(08) 8242 4777

semaphore.sa@raywhite.com

Recent Market Sales in West Lakes



No.	Address	Features	Price
1	33 St Andrews Way, West L...	4 Beds, 2 Baths, 2 Ca...	\$865k
2	17 Blue Sails Court, West La...	3 Beds, 1 Bath, 2 Cars	\$645k
3	5 Lakewood Court, West La...	3 Beds, 1 Bath, 2 Cars	\$870k
4	6 Eildon Court, West Lakes	5 Beds, 2 Baths, 2 Ca...	\$1.26m
5	75 Martin Court, West Lakes	5 Beds, 3 Baths, 3 Ca...	\$956k
6	20/95 Brebner Drive, West ...	2 Beds, 1 Bath, 1 Car	\$430k
7	7A Huntingdale Avenue, We...	3 Beds, 2 Baths, 2 Ca...	\$820k
8	15 Antigua Gr, West Lakes	3 Beds, 2 Baths	\$730k
9	31 Banksia Street, West Lak...	3 Beds, 1 Bath, 1 Car	\$430k
10	26A Liberman Court, West ...	4 Beds, 3 Baths, 2 Ca...	\$1.18m