

Market Snapshot Semaphore Park

March 2021

Provided by Ray White Semaphore

Total Sales by Quarter

	2021/20	2020/19	2019/18
Mar - May	—	22	18
Dec - Feb	—	16	14
Sep - Nov	18	23	14
Jun - Aug	20	25	16

Median House Sale Price

\$580,000

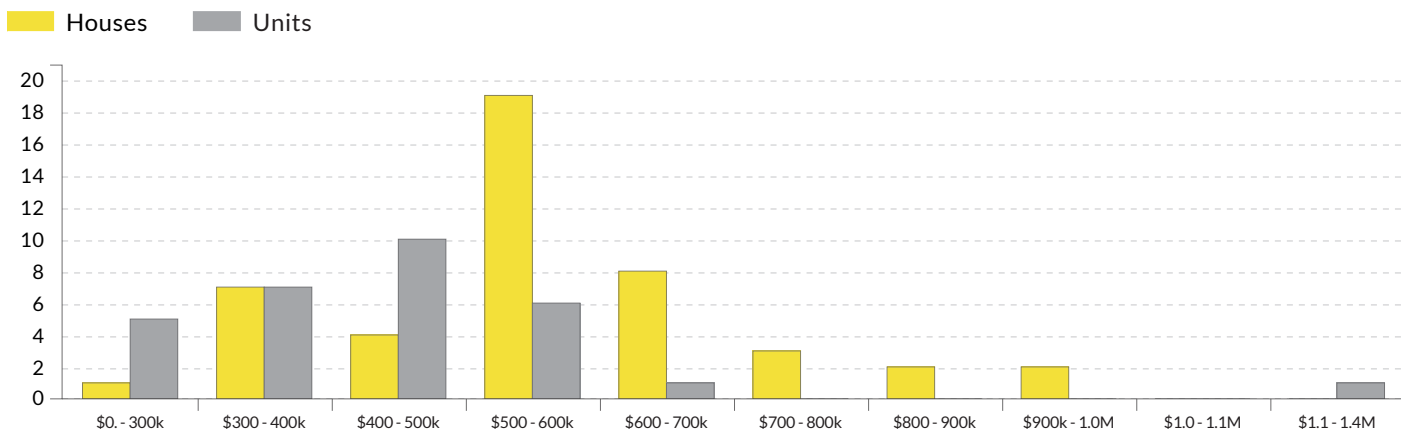
▲ 8.8% change vs. last year

Median Unit Sale Price

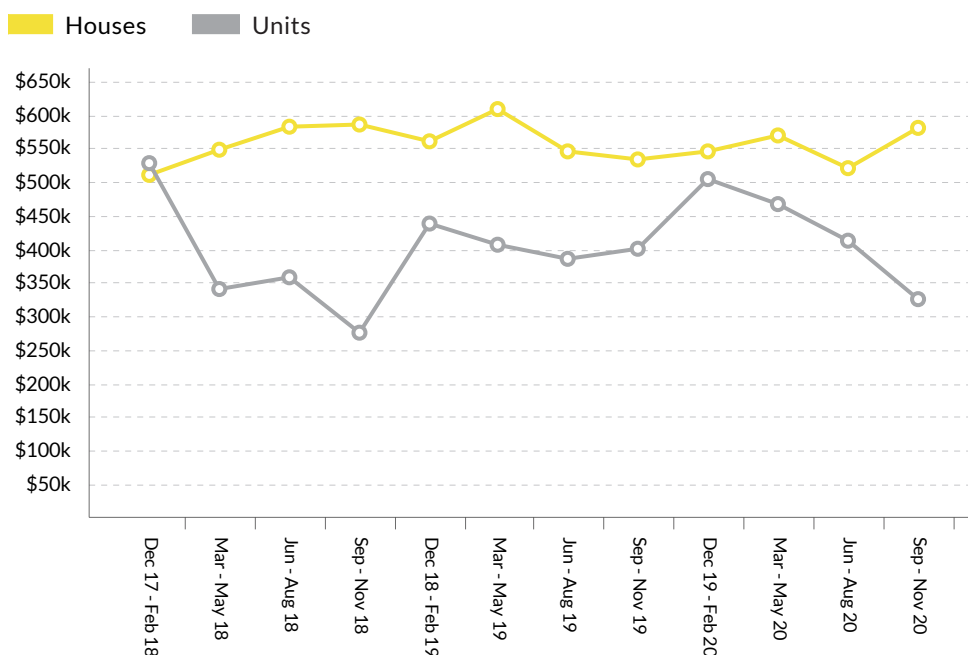
\$324,950

▼ -18.8% change vs. last year

Sales By Price Range (Dec 2019 - Nov 2020)



Sold Median Price Trend

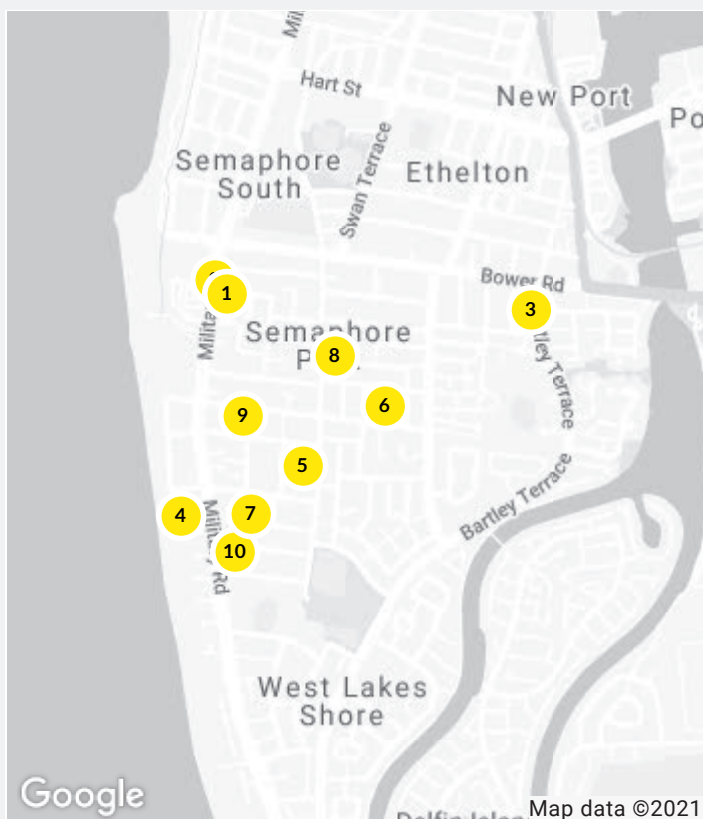


We hope you found this market update helpful. If you'd like any further information on the market please don't hesitate to get in touch.

Ray White Semaphore
(08) 8242 4777

semaphore.sa@raywhite.com

Recent Market Sales in Semaphore Park



No.	Address	Features	Price
1	4/11 Zephyr Gr, Semaphore ...	2 Beds, 1 Bath, 2 Cars	\$330k
2	1/364 Military Road, Semap...	2 Beds, 1 Bath, 1 Car	\$300k
3	8 Bartley Terrace, Semaphor...	3 Beds, 1 Bath, 14 C...	\$455k
4	7/5 Ulah Place, Semaphore ...	2 Beds, 1 Bath, 1 Car	\$515k
5	6/56 Sansom Road, Semaph...	2 Beds, 1 Bath, 1 Car	\$290k
6	14 Burnett Crescent, Semap...		\$645k
7	13 Fourth Avenue, Semapho...	4 Beds, 3 Baths, 5 Ca...	\$680k
8	16 George Street, Semapho...	3 Beds, 1 Bath, 1 Car	\$500k
9	5 Victoria Parade, Semaphor...		\$610k
10	4 Fifth Avenue, Semaphore ...	3 Beds, 1 Bath, 3 Cars	\$544k