

Market Snapshot Largs Bay March 2021

Provided by Ray White Semaphore

Total Sales by Quarter

| | 2021/20 | 2020/19 | 2019/18 |
|-----------|---------|---------|---------|
| Mar - May | — | 15 | 16 |
| Dec - Feb | — | 20 | 10 |
| Sep - Nov | 15 | 21 | 16 |
| Jun - Aug | 15 | 16 | 17 |

Median House Sale Price

\$674,000

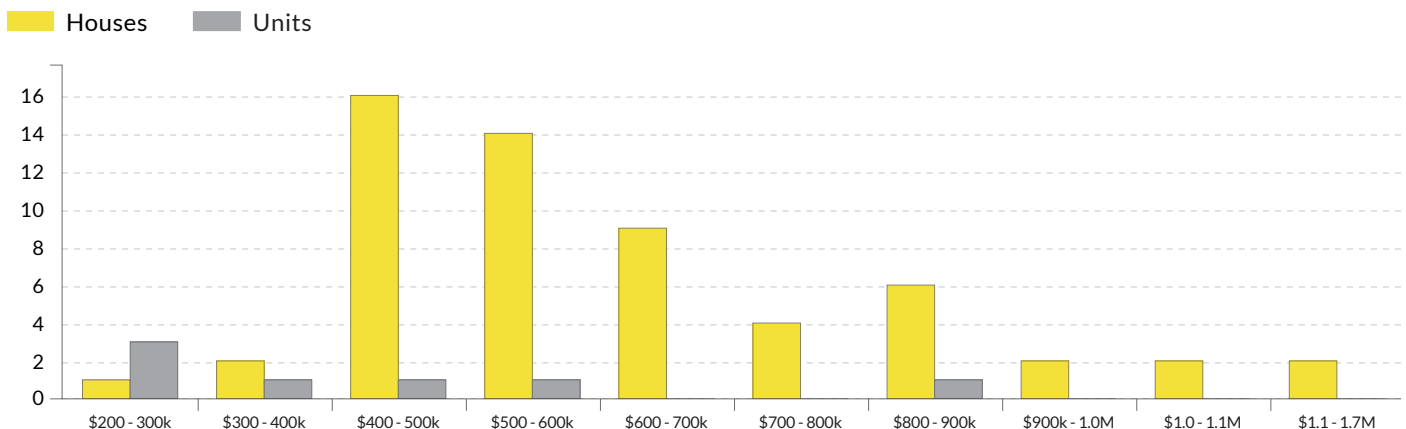
▲ 21.4% change vs. last year

Median Unit Sale Price

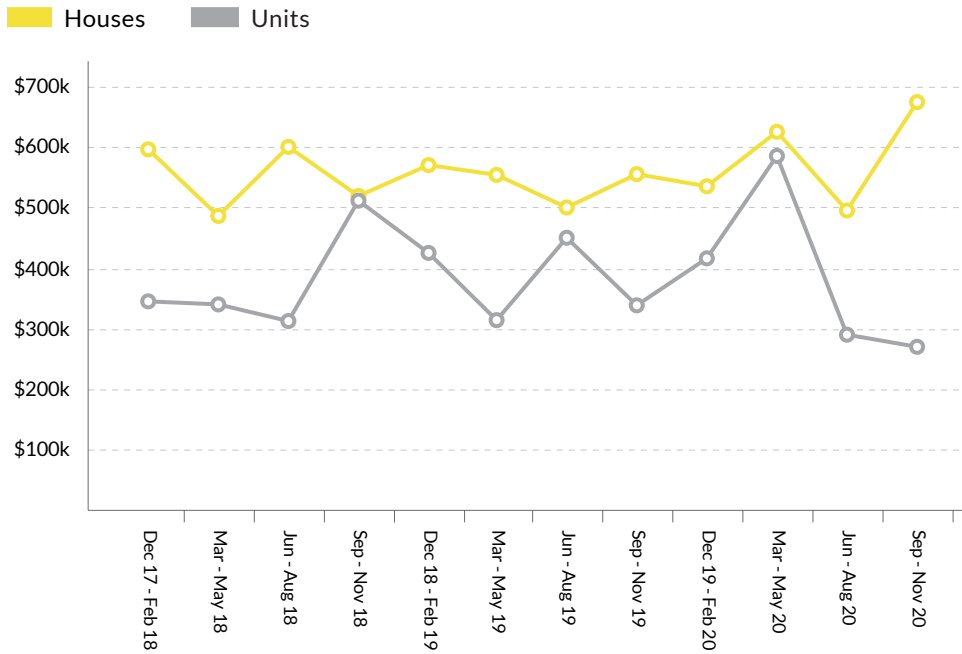
\$270,000

▼ -20.2% change vs. last year

Sales By Price Range (Dec 2019 - Nov 2020)



Sold Median Price Trend

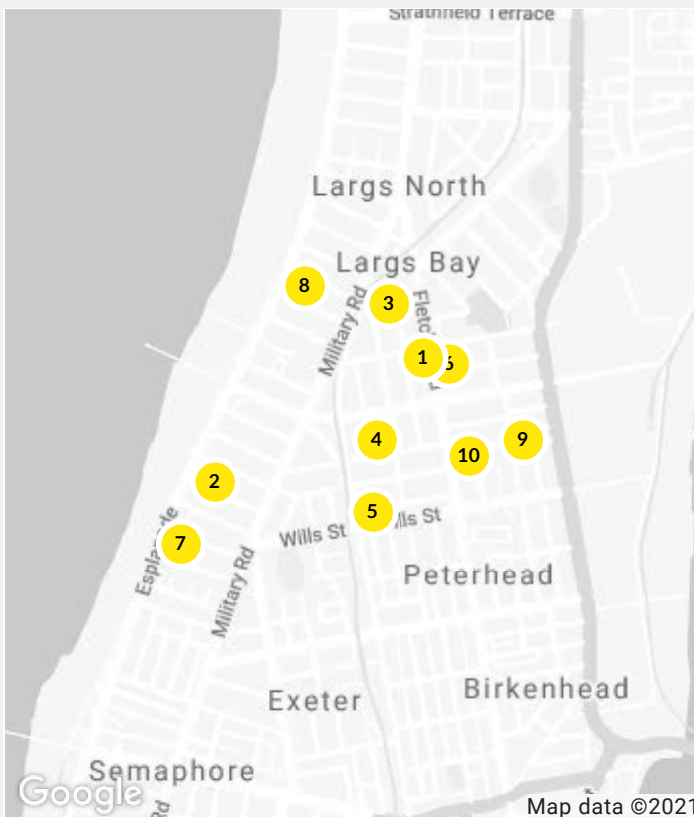


We hope you found this market update helpful. If you'd like any further information on the market please don't hesitate to get in touch.

Ray White Semaphore
(08) 8242 4777

semaphore.sa@raywhite.com

Recent Market Sales in Largs Bay



| No. | Address | Features | Price |
|-----|---------------------------------|--------------------------|---------|
| 1 | 203 Fletcher Road, Largs Bay | 5 Beds, 2 Baths, 3 Ca... | \$626k |
| 2 | 15 Ralston Street, Largs Bay | 3 Beds, 1 Bath, 2 Cars | \$830k |
| 3 | 53 Lincoln Street, Largs Bay | 3 Beds, 3 Baths, 2 Ca... | \$692k |
| 4 | 6 Gloucester Street, Largs B... | 4 Beds, 2 Baths, 6 Ca... | \$850k |
| 5 | 4 Sawford Street, Largs Bay | 4 Beds, 2 Baths, 2 Ca... | \$665k |
| 6 | 3 Balranald Avenue, Largs B... | 3 Beds, 1 Bath, 1 Car | \$611k |
| 7 | 12 Hannay Street, Largs Bay | 6 Beds, 2 Baths, 3 Ca... | \$1.15m |
| 8 | 10 Roslyn Street, Largs Bay | 3 Beds, 1 Bath, 2 Cars | \$950k |
| 9 | 33 Olive Street, Largs Bay | 2 Beds, 1 Bath, 1 Car | \$334k |
| 10 | 6 Olive Street, Largs Bay | 3 Beds, 1 Bath, 2 Cars | \$618k |