

# Market Snapshot Cheltenham March

2021

Provided by Ray White Semaphore

## Total Sales by Quarter

	2021/20	2020/19	2019/18
Mar - May	—	6	8
Dec - Feb	—	10	11
Sep - Nov	4	13	5
Jun - Aug	9	10	5

## Median House Sale Price

**\$600,000**

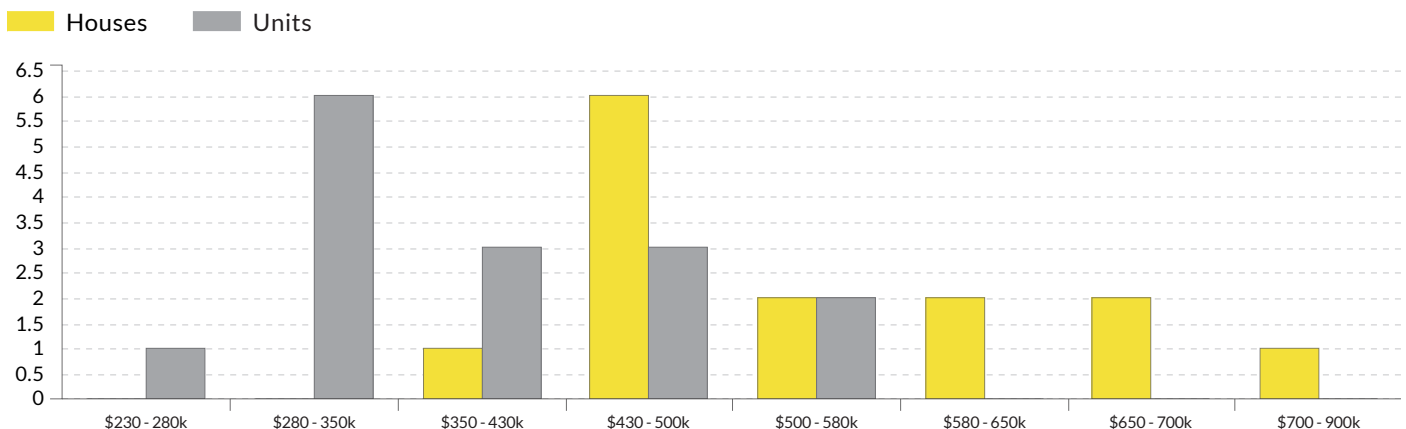
▲ 32.7% change vs. last year

## Median Unit Sale Price

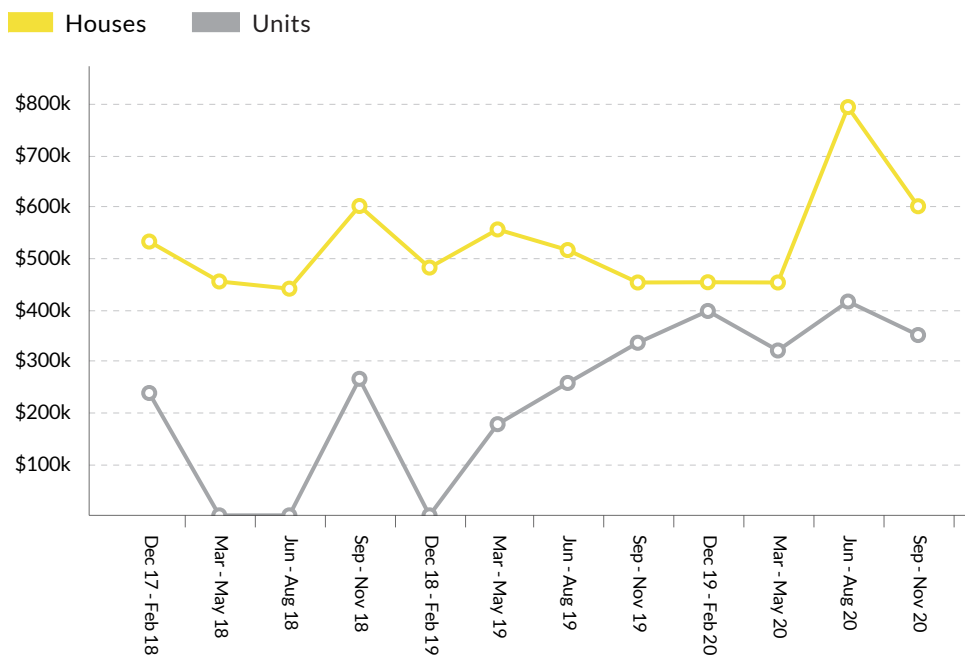
**\$350,000**

▲ 4.5% change vs. last year

## Sales By Price Range (Dec 2019 - Nov 2020)



## Sold Median Price Trend

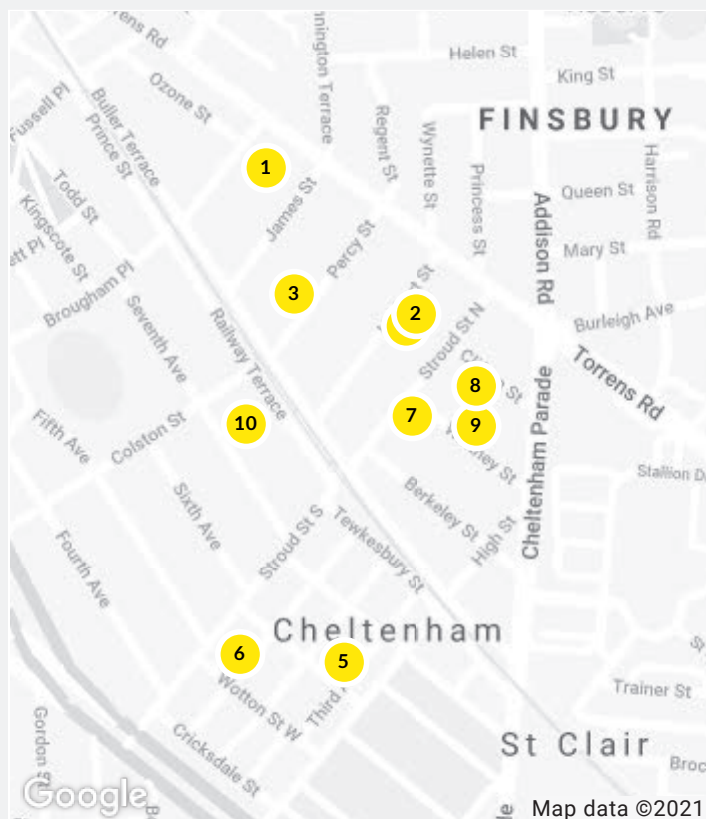


We hope you found this market update helpful. If you'd like any further information on the market please don't hesitate to get in touch.

**Ray White Semaphore**  
(08) 8242 4777

[semaphore.sa@raywhite.com](mailto:semaphore.sa@raywhite.com)

## Recent Market Sales in Cheltenham



No.	Address	Features	Price
1	5/14 Durham Terrace, Chelt...	2 Beds, 1 Bath, 1 Car	\$289k
2	28 Herbert Street, Cheltenham	3 Beds, 1 Bath, 2 Cars	\$525k
3	7 Percy Street, Cheltenham	4 Beds, 1 Bath, 1 Car	\$528k
4	24 Herbert Street, Cheltenham	4 Beds, 1 Bath, 5 Cars	\$560k
5	23 Third Avenue, Cheltenham	4 Beds, 1 Bath, 6 Cars	\$811k
6	23 First Avenue, Cheltenham	3 Beds, 1 Bath, 2 Cars	\$548k
7	74 Stroud Street, Cheltenham	3 Beds, 1 Bath, 2 Cars	\$563k
8	4 Clifton Street, Cheltenham	3 Beds, 1 Bath, 2 Cars	\$560k
9	7 Whitney Street, Cheltenham	2 Beds, 1 Bath, 2 Cars	\$600k
10	3/23 Seventh Avenue, Cheltenham	2 Beds, 1 Bath, 1 Car	\$350k