

# Market Snapshot Semaphore March

2021

Provided by Ray White Semaphore

## Total Sales by Quarter

	2021/20	2020/19	2019/18
Mar - May	—	13	14
Dec - Feb	—	6	13
Sep - Nov	14	11	15
Jun - Aug	11	15	12

## Median House Sale Price

**\$771,000**

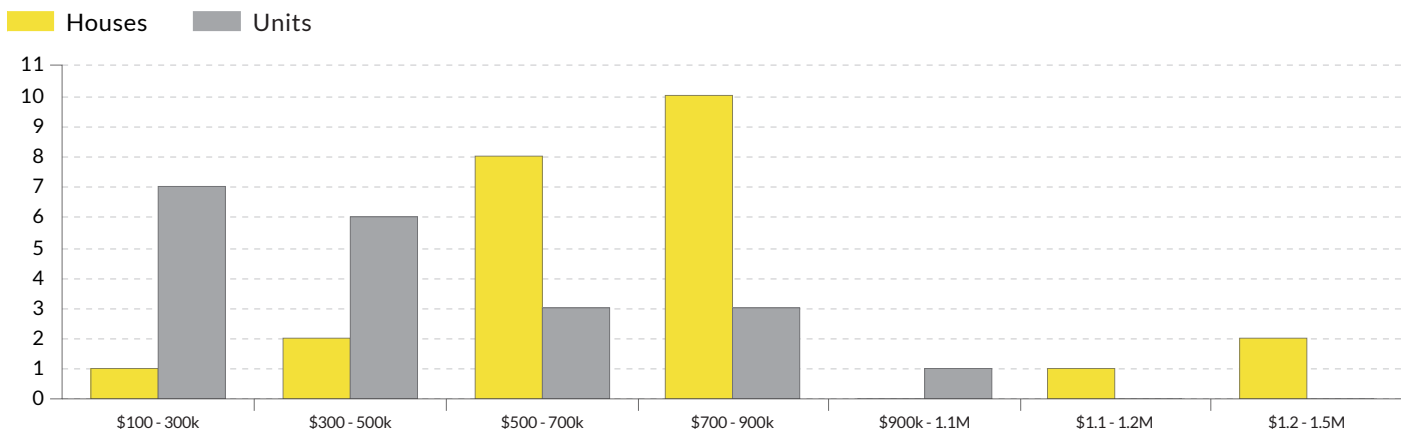
▲ 25.9% change vs. last year

## Median Unit Sale Price

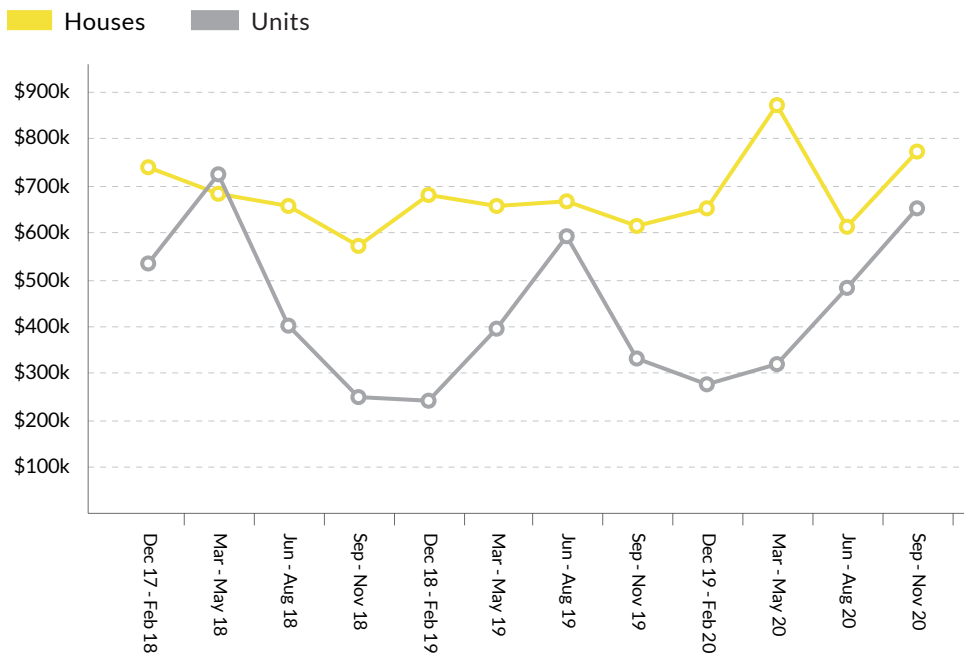
**\$650,000**

▲ 97.0% change vs. last year

## Sales By Price Range (Dec 2019 - Nov 2020)



## Sold Median Price Trend

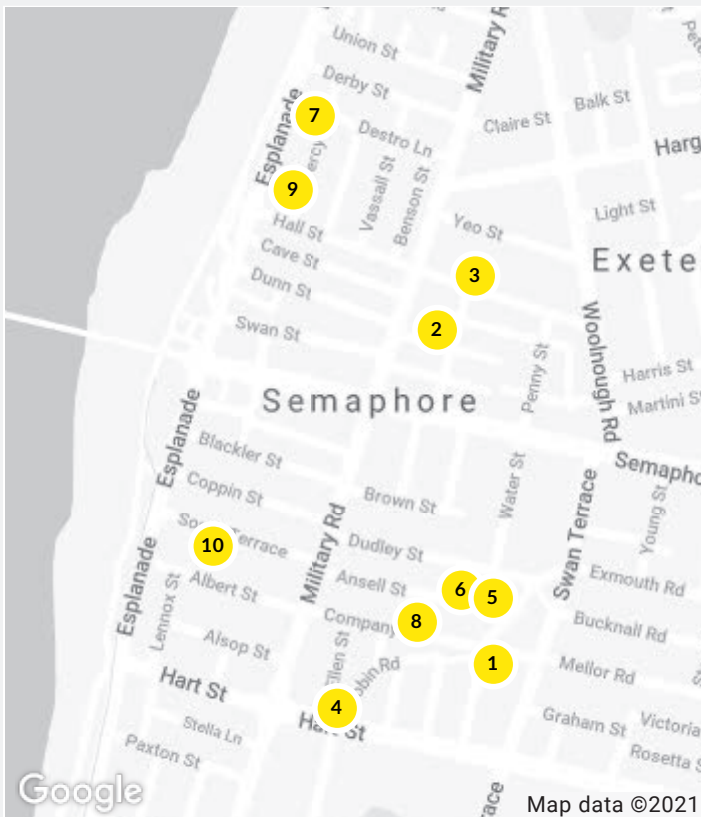


We hope you found this market update helpful. If you'd like any further information on the market please don't hesitate to get in touch.

**Ray White Semaphore**  
(08) 8242 4777

[semaphore.sa@raywhite.com](mailto:semaphore.sa@raywhite.com)

## Recent Market Sales in Semaphore



No.	Address	Features	Price
1	60 Company Street, Semaphore	4 Beds, 1 Bath, 1 Car	\$660k
2	21 Jagoe Street, Semaphore	3 Beds, 1 Bath, 2 Cars	\$602k
3	69 Hall Street, Semaphore	4 Beds, 2 Baths, 2 Cars	\$727k
4	67 Hart Street, Semaphore	4 Beds, 2 Baths, 4 Cars	\$760k
5	57 Ansell Street, Semaphore	3 Beds, 1 Bath, 1 Car	\$587k
6	1/47 Ansell Street, Semaphore	2 Beds, 1 Bath	\$395k
7	47 Percy Street, Semaphore	3 Beds, 2 Baths, 1 Car	\$683k
8	33 Company Street, Semaphore	3 Beds, 1 Bath, 2 Cars	\$605k
9	11 Percy Street, Semaphore	3 Beds, 2 Baths, 2 Cars	\$815k
10	14 South Terrace, Semaphore	4 Beds, 2 Baths, 3 Cars	\$1.20m