

Market Snapshot West Lakes Shore

March 2021

Provided by Ray White Semaphore

Total Sales by Quarter

	2021/20	2020/19	2019/18
Mar - May	—	17	18
Dec - Feb	—	13	13
Sep - Nov	17	11	8
Jun - Aug	18	20	12

Median House Sale Price

\$652,500

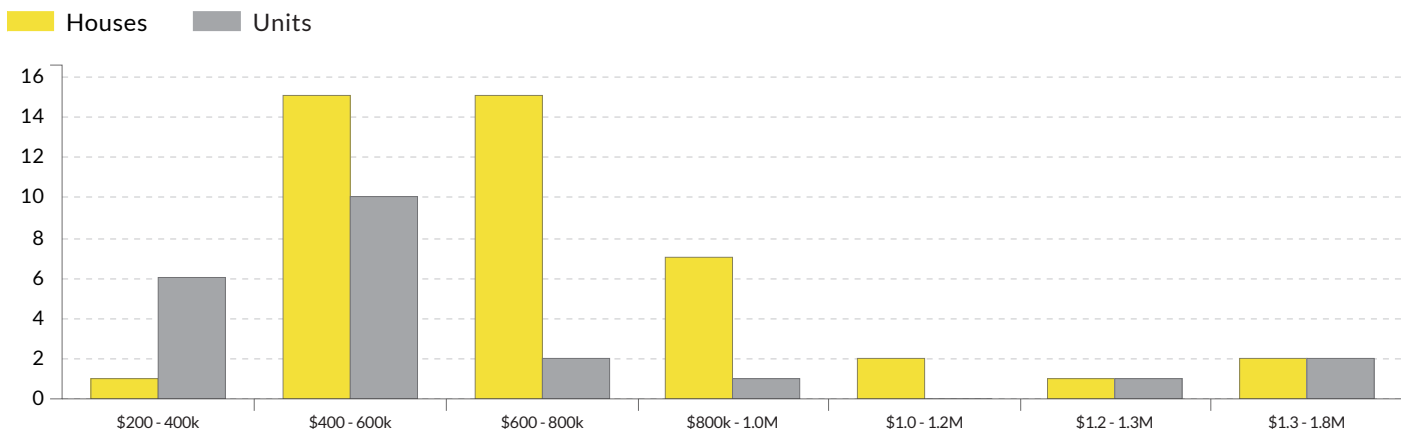
▲ 20.8% change vs. last year

Median Unit Sale Price

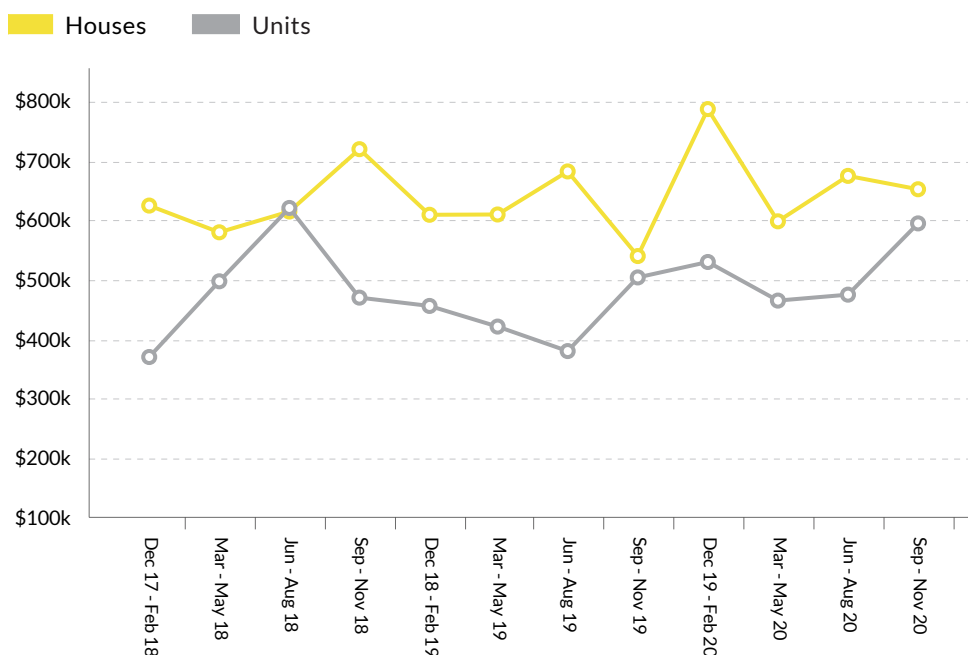
\$595,000

▲ 18.1% change vs. last year

Sales By Price Range (Dec 2019 - Nov 2020)



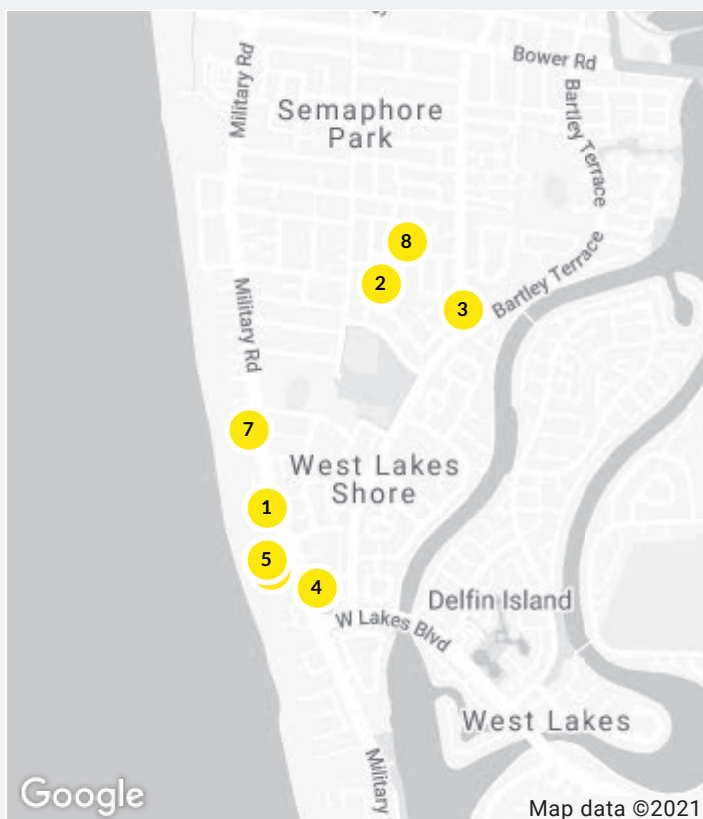
Sold Median Price Trend



We hope you found this market update helpful. If you'd like any further information on the market please don't hesitate to get in touch.

Ray White Semaphore
 (08) 8242 4777
 semaphore.sa@raywhite.com

Recent Market Sales in West Lakes Shore



No.	Address	Features	Price
1	3/7 Sandpiper Place, West L...	3 Beds, 1 Bath, 1 Car	\$465k
2	2 Roper Court, West Lakes ...	5 Beds, 2 Baths, 2 Ca...	\$771k
3	2 Ashburton Avenue, West L...	4 Beds, 2 Baths, 3 Ca...	\$650k
4	8/255 Military Road, West L...		\$1.00m
5	4/38 Cormorant Court, Wes...	3 Beds, 2 Baths, 1 Car	\$880k
6	7/255 Military Road, West L...		\$950k
7	7/1 Mirani Court, West Lak...		\$1.35m
8	7 Macquarrie Court, West L...	3 Beds, 1 Bath, 4 Cars	\$686k
9	6/1 Mirani Court, West Lak...		\$1.35m
10	2/33 Cormorant Court, Wes...	3 Beds, 2 Baths, 2 Ca...	\$930k