

# Market Snapshot North Haven March

2021

Provided by Ray White Semaphore

### Total Sales by Quarter

	2021/20	2020/19	2019/18
Mar - May	—	16	20
Dec - Feb	—	17	10
Sep - Nov	14	16	29
Jun - Aug	15	28	18

### Median House Sale Price

**\$429,500**

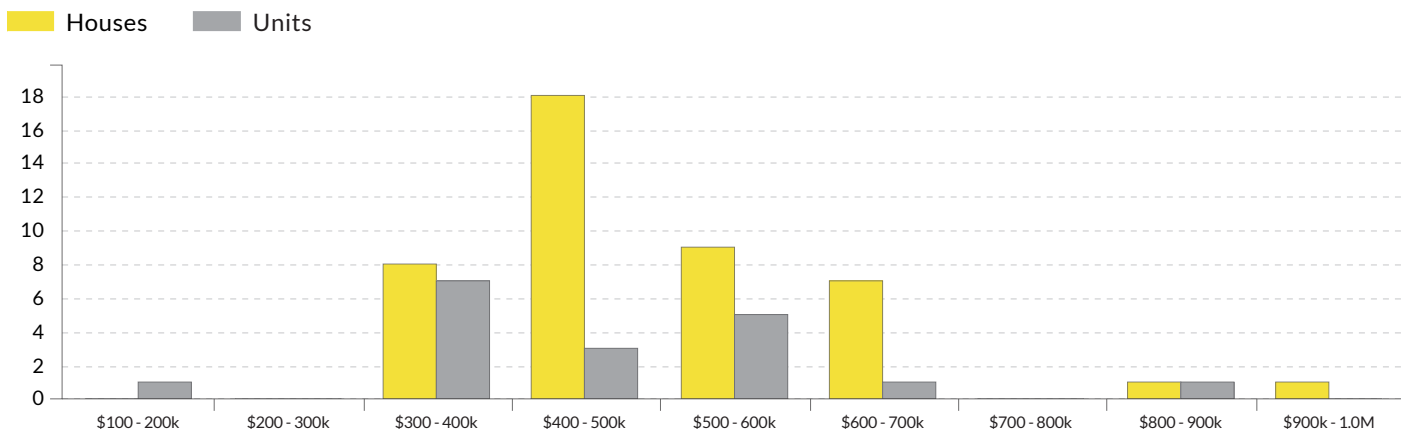
▼ -1.8% change vs. last year

### Median Unit Sale Price

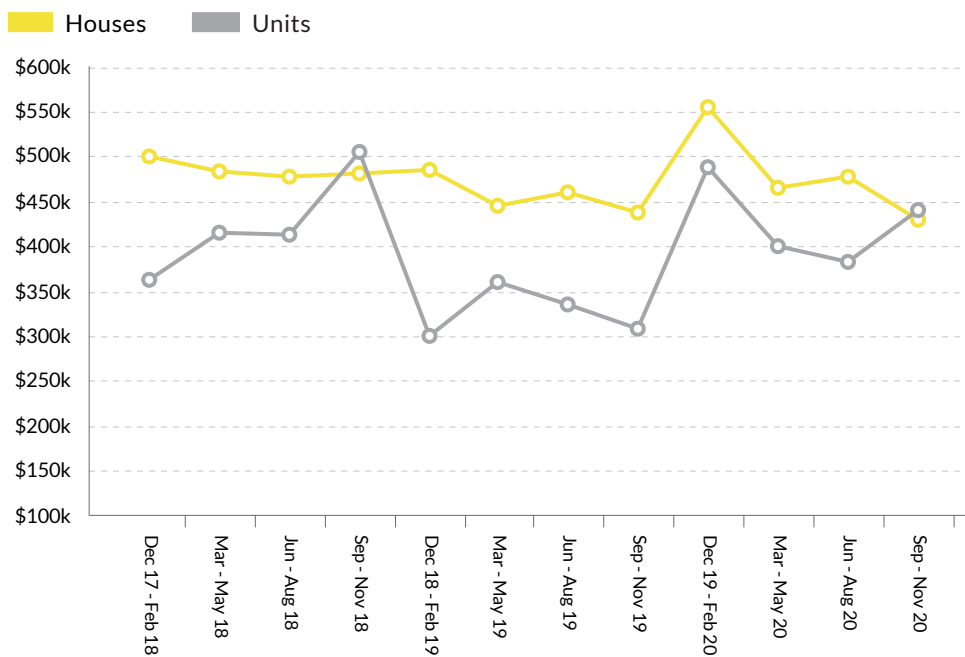
**\$440,250**

▲ 42.9% change vs. last year

### Sales By Price Range (Dec 2019 - Nov 2020)



## Sold Median Price Trend

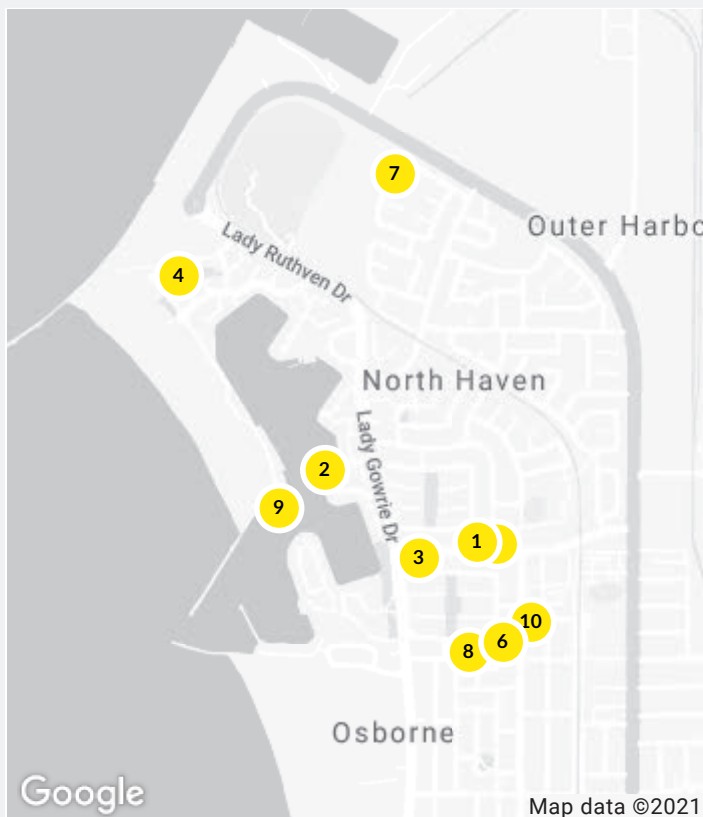


We hope you found this market update helpful. If you'd like any further information on the market please don't hesitate to get in touch.

**Ray White Semaphore**  
(08) 8242 4777

semaphore.sa@raywhite.com

## Recent Market Sales in North Haven



No.	Address	Features	Price
1	29 Osborne Road, North Ha...	4 Beds, 2 Baths, 5 Ca...	\$595k
2	4/45 Falie Drive, North Hav...	3 Beds, 1 Bath, 1 Car	\$491k
3	8 Osborne Road, North Hav...	4 Beds, 2 Baths, 4 Ca...	\$550k
4	12 South Australia One Driv...	4 Beds, 2 Baths, 2 Ca...	\$750k
5	67 Sir Ross Smith Avenue, N...	3 Beds, 2 Baths, 1 Car	\$420k
6	6 Brooklyn Terrace, North H...	4 Beds, 1 Bath, 2 Cars	\$470k
7	1 Iberia Court, North Haven		\$470k
8	21 Marmora Terrace, North ...	3 Beds, 1 Bath, 2 Cars	\$455k
9	171-173 Gulf Point Drive, N...	3 Beds, 3 Baths, 2 Ca...	\$1.11m
10	828 Military Road, North H...	3 Beds, 1 Bath, 4 Cars	\$535k