

Market Snapshot Findon March 2021

Provided by Ray White Semaphore

Total Sales by Quarter

	2021/20	2020/19	2019/18
Mar - May	—	23	43
Dec - Feb	—	25	62
Sep - Nov	26	36	24
Jun - Aug	19	30	35

Median House Sale Price

\$560,000

▲ 7.7% change vs. last year

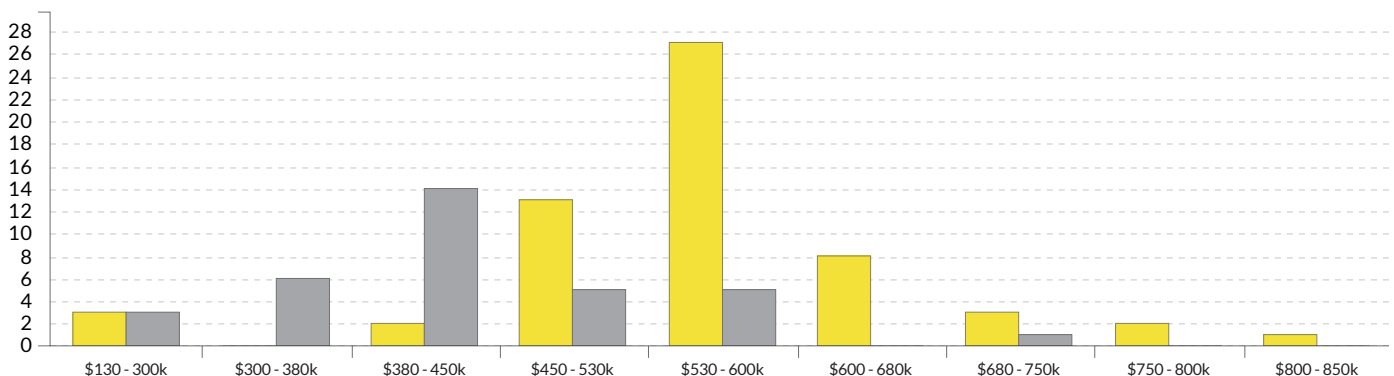
Median Unit Sale Price

\$425,000

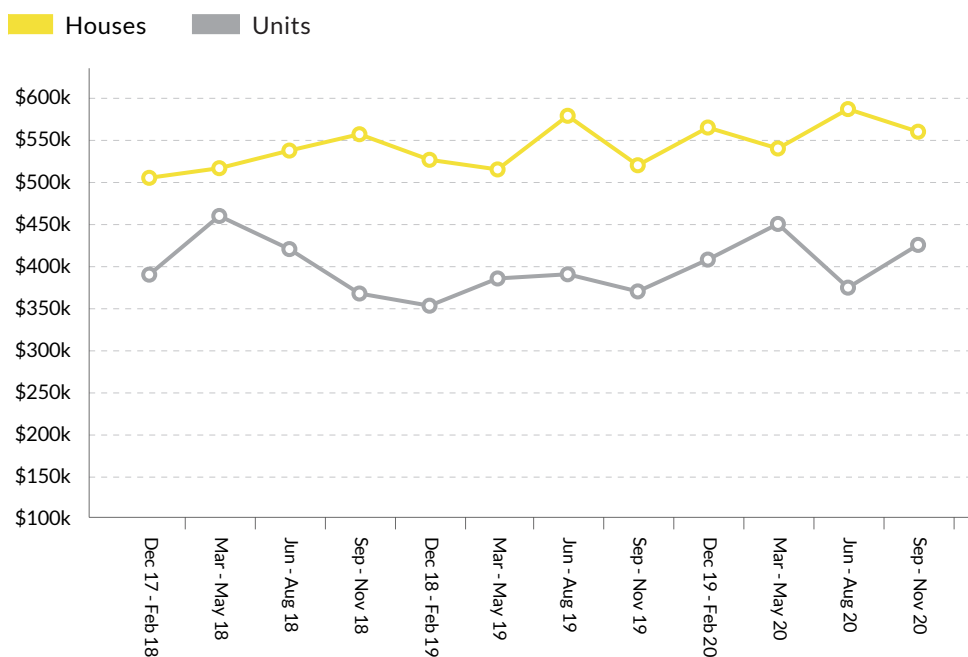
▲ 15.0% change vs. last year

Sales By Price Range (Dec 2019 - Nov 2020)

■ Houses
 ■ Units



Sold Median Price Trend

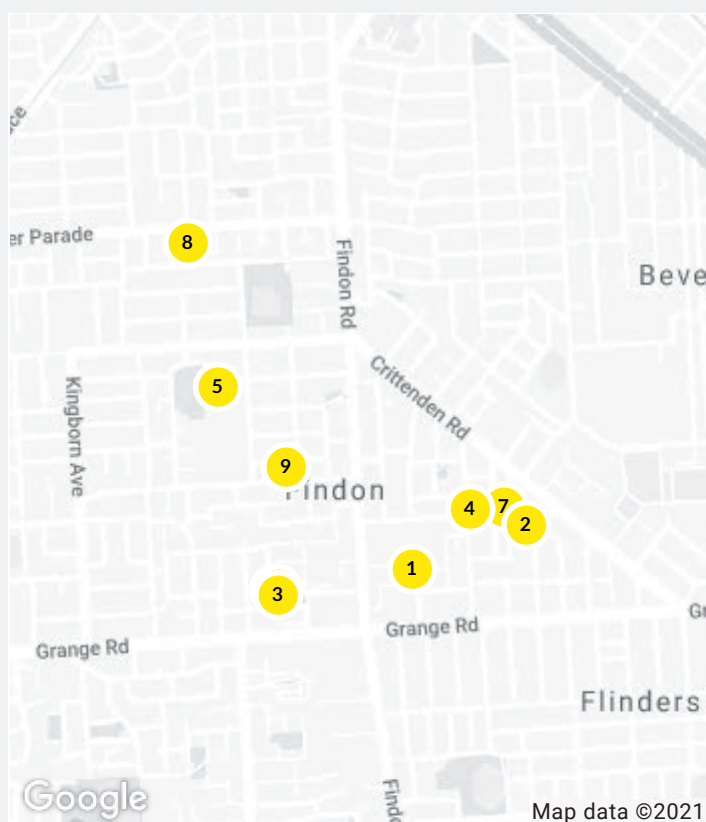


We hope you found this market update helpful. If you'd like any further information on the market please don't hesitate to get in touch.

Ray White Semaphore
(08) 8242 4777

semaphore.sa@raywhite.com

Recent Market Sales in Findon



No.	Address	Features	Price
1	14 Maria Street, Findon	3 Beds, 1 Bath, 2 Cars	\$610k
2	4 Dampier Avenue, Findon	4 Beds, 2 Baths, 1 Car	\$646k
3	204/25 Warner Avenue, Fin...	2 Beds, 1 Bath, 1 Car	\$346k
4	2 Cole Avenue, Findon	3 Beds, 2 Baths, 2 Ca...	\$570k
5	47 Matheson Avenue, Findon	3 Beds, 2 Baths, 1 Car	\$467k
6	201/25 Warner Avenue, Fin...	2 Beds, 1 Bath, 1 Car	\$370k
7	12 Hurstfield Terrace, Findon	3 Beds, 2 Baths, 2 Ca...	\$544k
8	2 Cameron Avenue, Findon	3 Beds, 2 Baths, 2 Ca...	\$558k
9	11A Strathbogie Avenue, Fi...	2 Beds, 1 Bath, 2 Cars	\$528k
10	G02/25 Warner Avenue, Fin...	2 Beds, 1 Bath, 1 Car	\$315k