

# Market Snapshot Rosewater March

2021

Provided by Ray White Semaphore

Total Sales by Quarter

	2021/20	2020/19	2019/18
Mar - May	—	12	13
Dec - Feb	—	21	16
Sep - Nov	10	16	19
Jun - Aug	23	16	13

Median House Sale Price

**\$410,000**

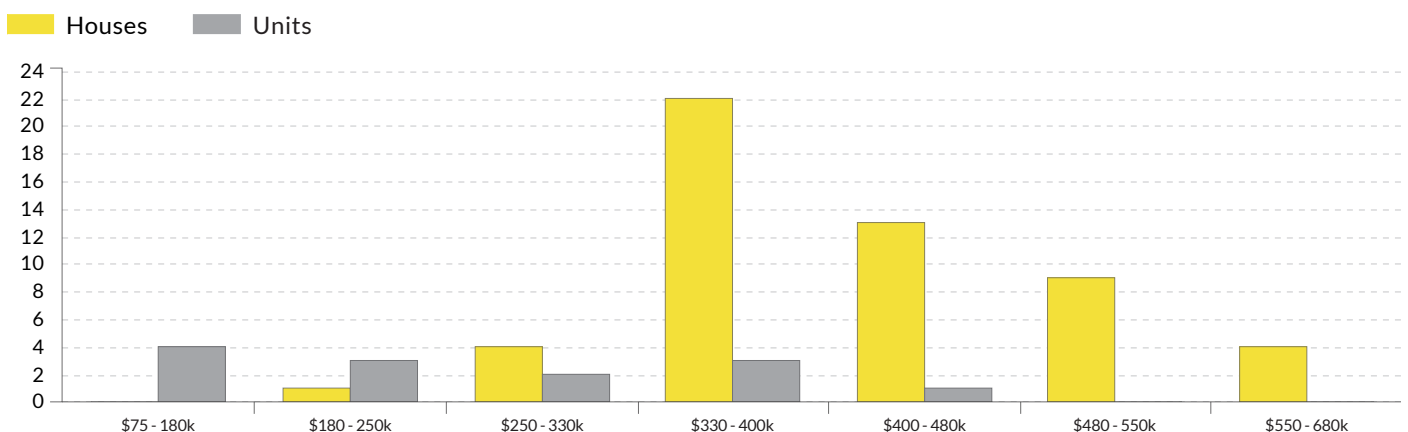
▲ 17.1% change vs. last year

Median Unit Sale Price

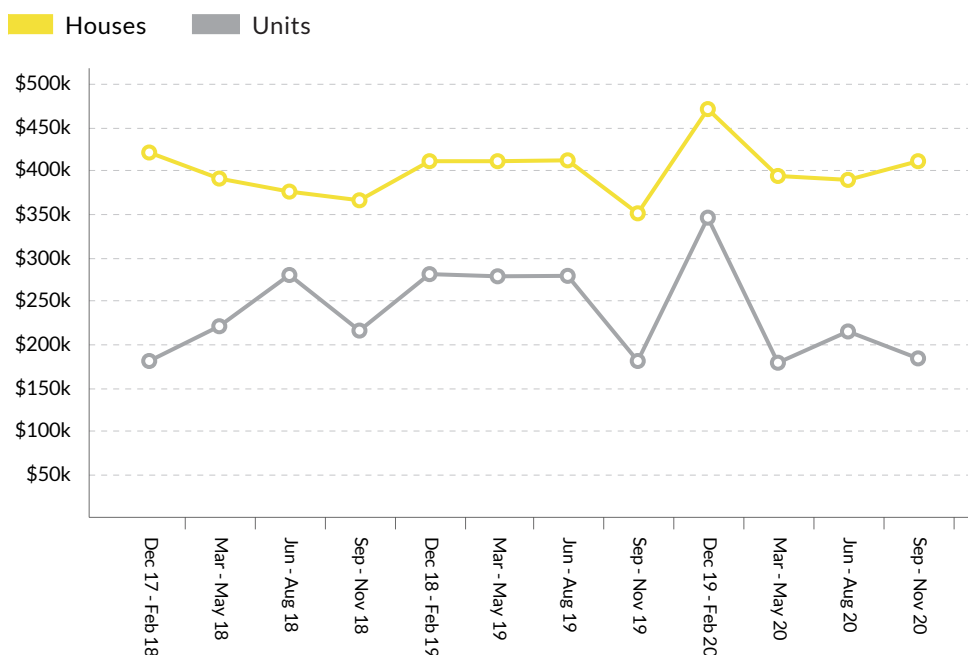
**\$183,000**

▲ 1.7% change vs. last year

Sales By Price Range (Dec 2019 - Nov 2020)



## Sold Median Price Trend

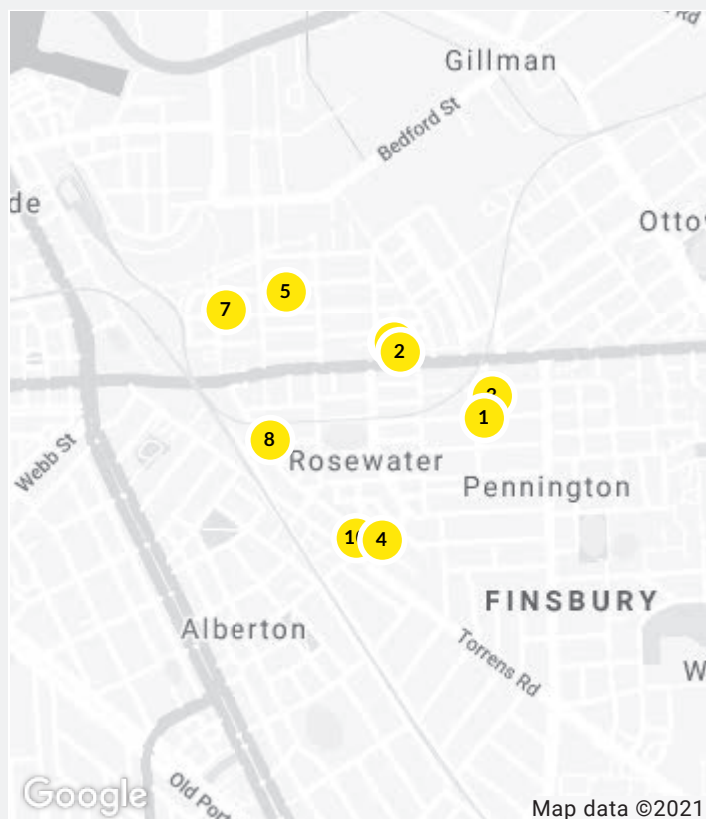


We hope you found this market update helpful. If you'd like any further information on the market please don't hesitate to get in touch.

**Ray White Semaphore**  
(08) 8242 4777

[semaphore.sa@raywhite.com](mailto:semaphore.sa@raywhite.com)

## Recent Market Sales in Rosewater



No.	Address	Features	Price
1	27 Gliddon Street, Rosewater		\$535k
2	7/105 Grand Junction Road,...	2 Beds, 1 Bath, 1 Car	\$175k
3	26 Leader Street, Rosewater	4 Beds, 2 Baths, 1 Car	\$478k
4	24 Russell Street, Rosewater	3 Beds, 1 Bath, 1 Car	\$350k
5	14 King William Street, Ros...	2 Beds, 1 Bath, 2 Cars	\$355k
6	7A Murray Street, Rosewater		\$271k
7	17 Rosetta Street, Rosewater	3 Beds, 2 Baths, 6 Ca...	\$620k
8	1/1 Short Street, Rosewater	2 Beds, 1 Bath, 2 Cars	\$267k
9	7 Murray Street, Rosewater		\$271k
10	37 Russell Street, Rosewater	3 Beds, 2 Baths, 1 Car	\$535k