

Market Snapshot Osborne March 2021

Provided by Ray White Semaphore

Total Sales by Quarter

	2021/20	2020/19	2019/18
Mar - May	—	9	10
Dec - Feb	—	7	8
Sep - Nov	7	9	7
Jun - Aug	6	8	8

Median House Sale Price

\$409,000

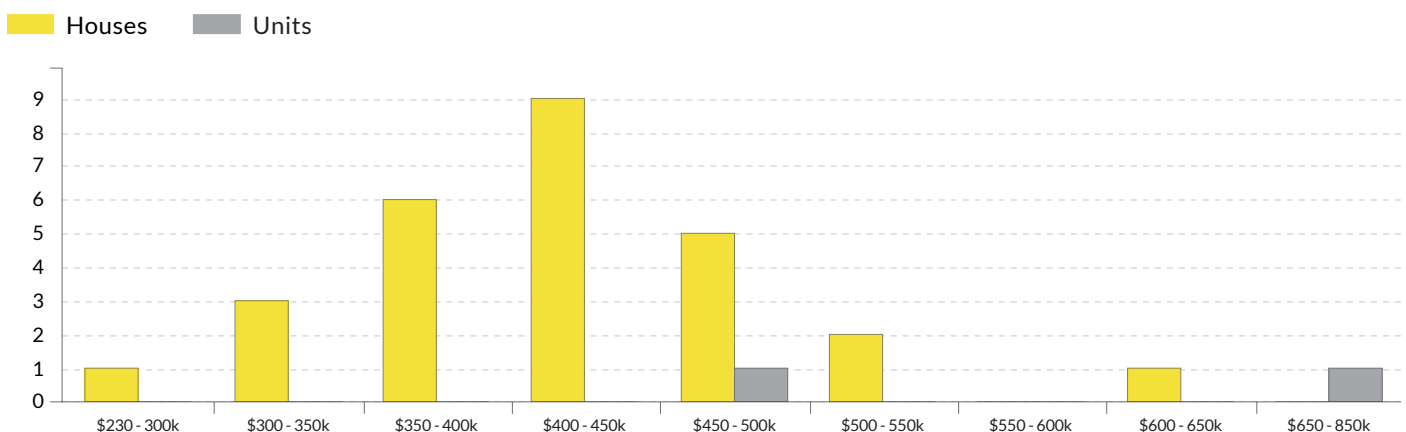
▲ 3.5% change vs. last year

Median Unit Sale Price

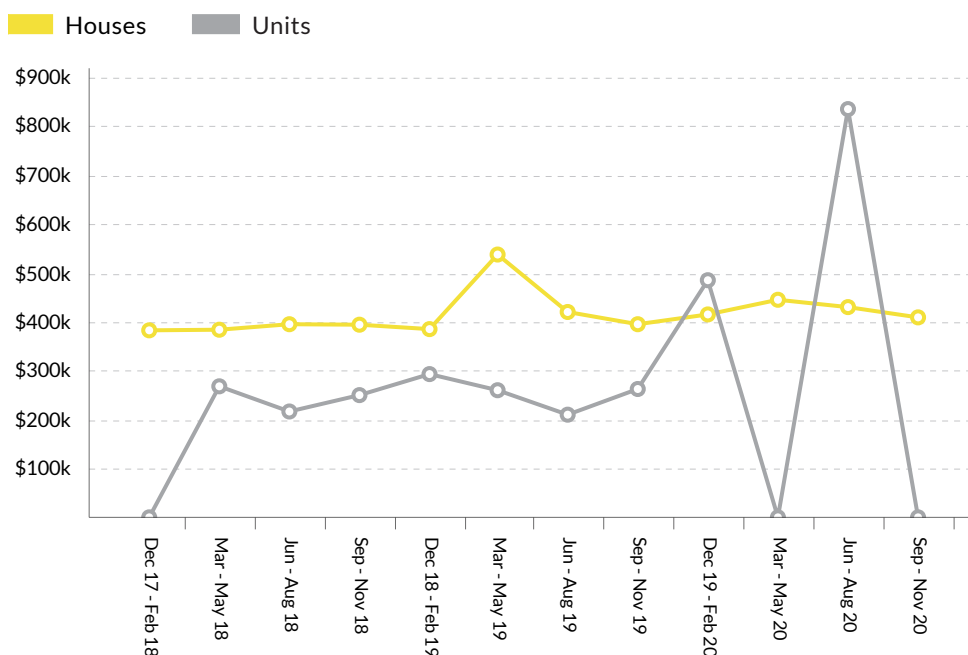
N/A

▼ -100.0% change vs. last year

Sales By Price Range (Dec 2019 - Nov 2020)



Sold Median Price Trend

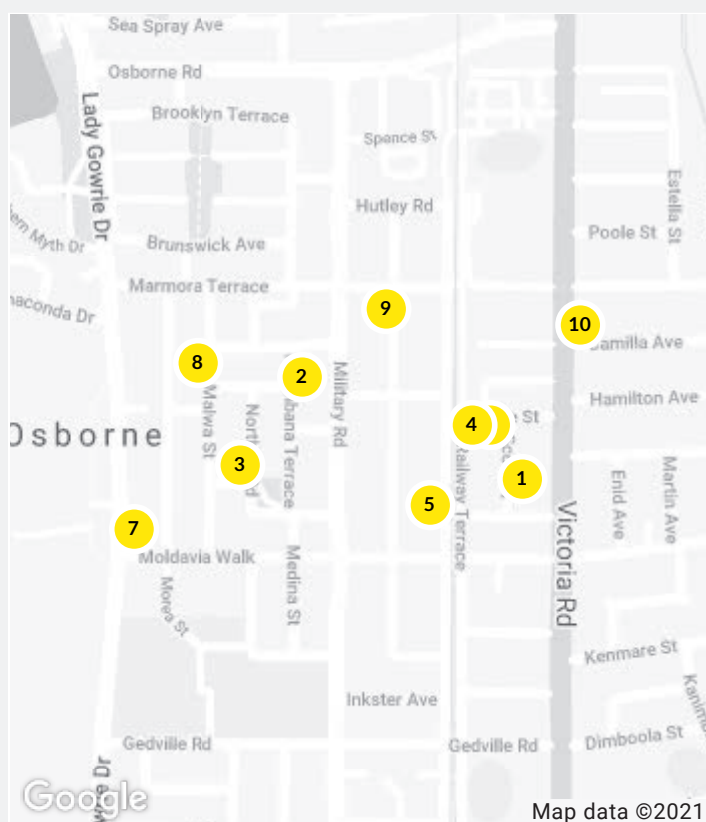


We hope you found this market update helpful. If you'd like any further information on the market please don't hesitate to get in touch.

Ray White Semaphore
(08) 8242 4777

semaphore.sa@raywhite.com

Recent Market Sales in Osborne



No.	Address	Features	Price
1	8A Scott Street, Osborne	4 Beds, 2 Baths, 1 Car	\$475k
2	32 Koombana Terrace, Osbo...	3 Beds, 1 Bath	\$260k
3	31 Northolt Road, Osborne	3 Beds, 2 Baths, 1 Car	\$418k
4	340 Railway Terrace, Osbor...	3 Beds, 1 Bath, 1 Car	\$330k
5	333 Railway Terrace, Osbor...	3 Beds, 1 Bath, 1 Car	\$392k
6	4 Wade Street, Osborne	3 Beds, 1 Bath, 1 Car	\$428k
7	364 Lady Gowrie Drive, Osb...	3 Beds, 2 Baths, 4 Ca...	\$780k
8	41 Malwa Street, Osborne	3 Beds, 1 Bath, 2 Cars	\$405k
9	93 Macedonia Street, Osbor...	3 Beds, 2 Baths, 1 Car	\$485k
10	532 Victoria Road, Osborne	3 Beds, 1 Bath, 5 Cars	\$400k