

Market Snapshot Croydon Park January

2021

Provided by Ray White Semaphore

Total Sales by Quarter

	2021/20	2020/19	2019/18
Jan - Mar	—	14	15
Oct - Dec	—	20	17
Jul - Sep	15	12	19
Apr - Jun	7	20	9

Median House Sale Price

\$493,000

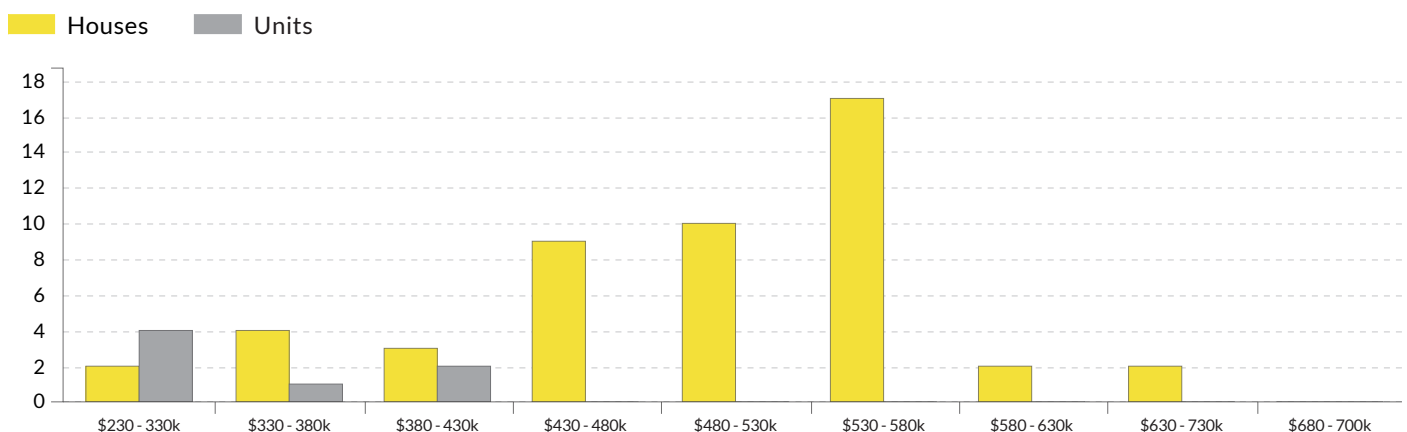
▲ 6.7% change vs. last year

Median Unit Sale Price

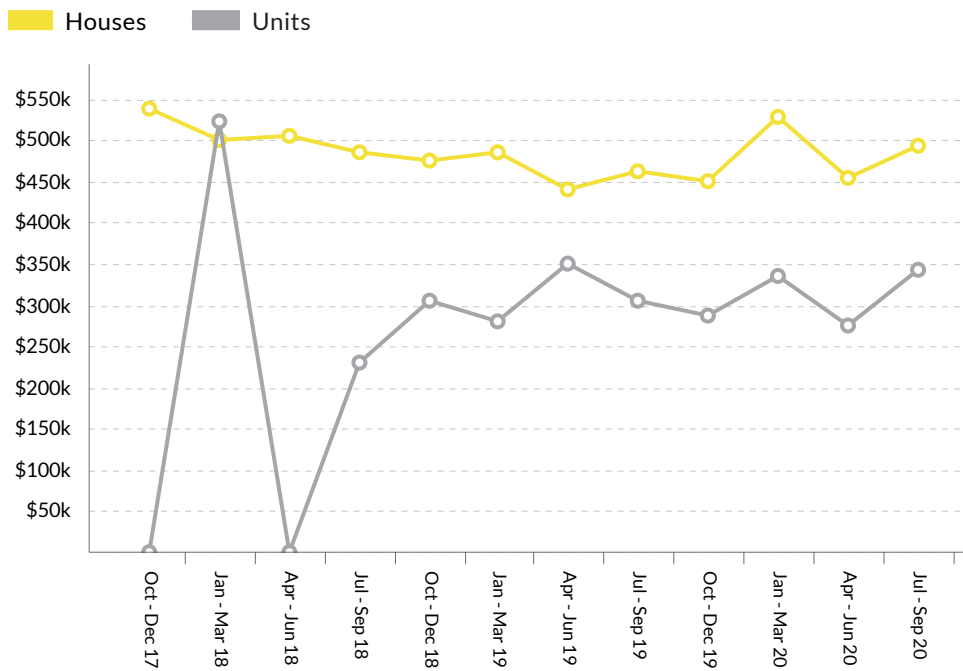
\$342,500

▲ 12.3% change vs. last year

Sales By Price Range (Oct 2019 - Sep 2020)



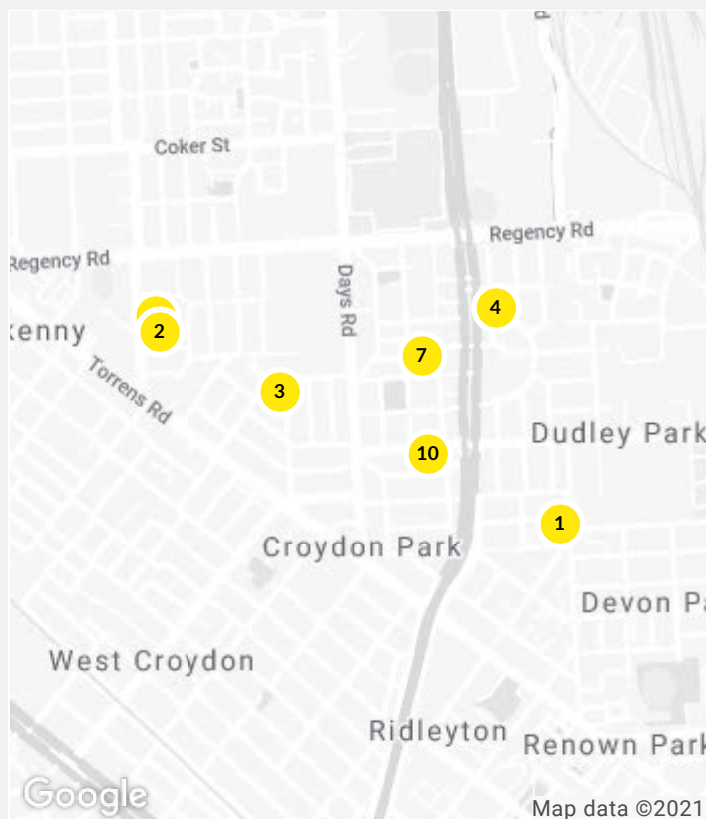
Sold Median Price Trend



We hope you found this market update helpful. If you'd like any further information on the market please don't hesitate to get in touch.

Ray White Semaphore
 (08) 8242 4777
semaphore.sa@raywhite.com

Recent Market Sales in Croydon Park



No.	Address	Features	Price
1	37 Sunbeam Road, Croydon ...	2 Beds, 1 Bath, 2 Cars	\$452k
2	16 Hefford Avenue, Croydo...		\$380k
3	7/26 Tungara Avenue, Croy...	2 Beds, 1 Bath, 1 Car	\$250k
4	12 Minerva Crescent, Croyd...		\$410k
5	12 Hefford Avenue, Croydo...		\$380k
6	20 Hefford Avenue, Croydo...	3 Beds, 2 Baths	\$390k
7	21 Packard Avenue, Croydo...	4 Beds, 1 Bath, 3 Cars	\$558k
8	24 Hefford Avenue, Croydo...		\$393k
9	40 Hefford Avenue, Croydo...		\$565k
10	27 Pym Street, Croydon Park	2 Beds, 1 Bath, 3 Cars	\$470k