

Market Snapshot Cheltenham January

2021

Provided by Ray White Semaphore

Total Sales by Quarter

	2021/20	2020/19	2019/18
Jan - Mar	—	8	9
Oct - Dec	—	13	9
Jul - Sep	10	13	6
Apr - Jun	4	6	2

Median House Sale Price

\$700,000

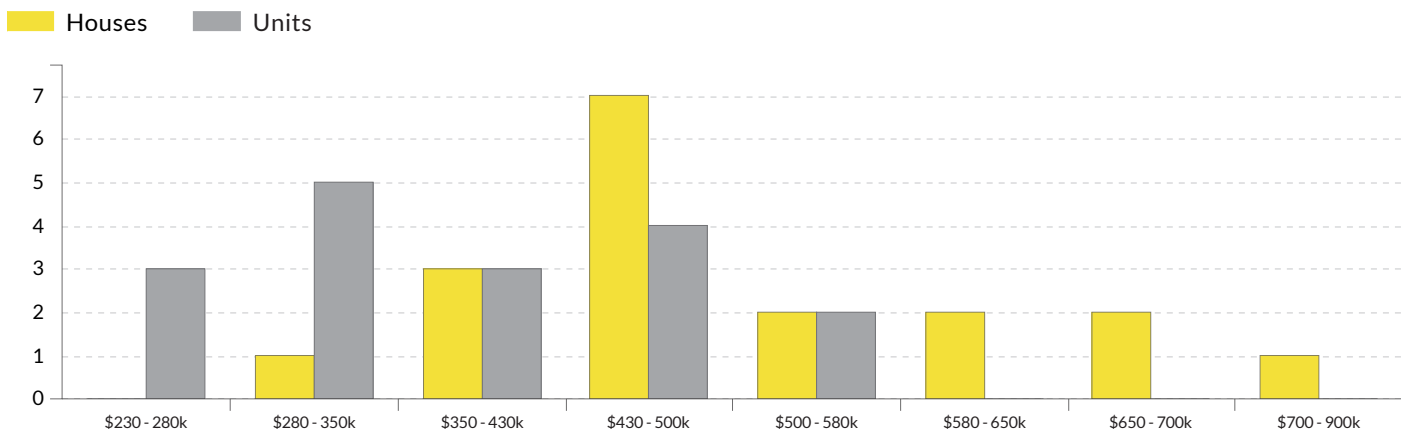
▲29.4% change vs. last year

Median Unit Sale Price

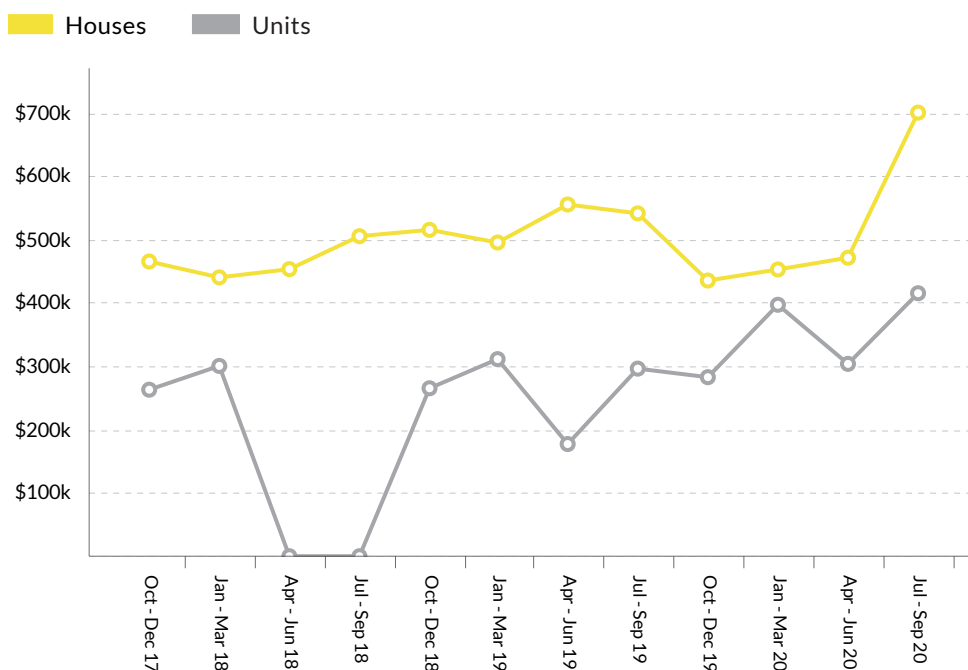
\$415,000

▲40.2% change vs. last year

Sales By Price Range (Oct 2019 – Sep 2020)



Sold Median Price Trend

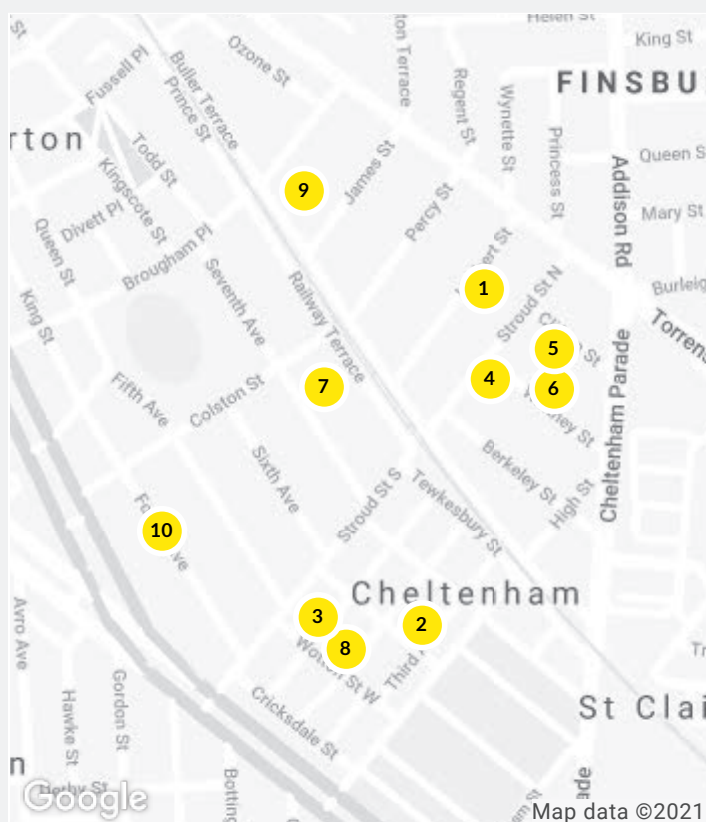


We hope you found this market update helpful. If you'd like any further information on the market please don't hesitate to get in touch.

Ray White Semaphore
(08) 8242 4777

semaphore.sa@raywhite.com

Recent Market Sales in Cheltenham



No.	Address	Features	Price
1	24 Herbert Street, Cheltenham	4 Beds, 1 Bath, 5 Cars	\$560k
2	23 Third Avenue, Cheltenham	4 Beds, 1 Bath, 6 Cars	\$811k
3	23 First Avenue, Cheltenham	3 Beds, 1 Bath, 2 Cars	\$548k
4	74 Stroud Street, Cheltenham	3 Beds, 1 Bath, 2 Cars	\$563k
5	4 Clifton Street, Cheltenham	3 Beds, 1 Bath, 2 Cars	\$560k
6	7 Whitney Street, Cheltenham	2 Beds, 1 Bath, 2 Cars	\$600k
7	3/23 Seventh Avenue, Cheltenham	2 Beds, 1 Bath, 1 Car	\$350k
8	15 Second Avenue, Cheltenham	4 Beds, 2 Baths, 4 Cars	\$660k
9	1/43A Buller Terrace, Cheltenham	3 Beds, 2 Baths, 2 Cars	\$555k
10	3/20 Fourth Avenue, Cheltenham		\$415k