

Market Snapshot Birkenhead January

2021

Provided by Ray White Semaphore

Total Sales by Quarter

	2021/20	2020/19	2019/18
Jan - Mar	—	9	7
Oct - Dec	—	7	9
Jul - Sep	4	10	9
Apr - Jun	4	9	12

Median House Sale Price

\$397,000

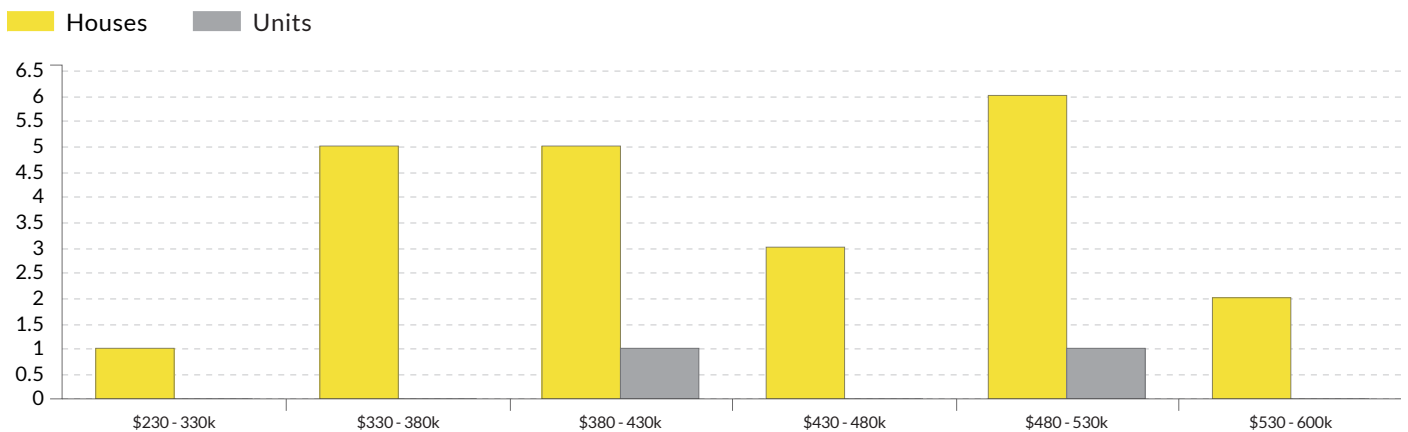
▼ -11.8% change vs. last year

Median Unit Sale Price

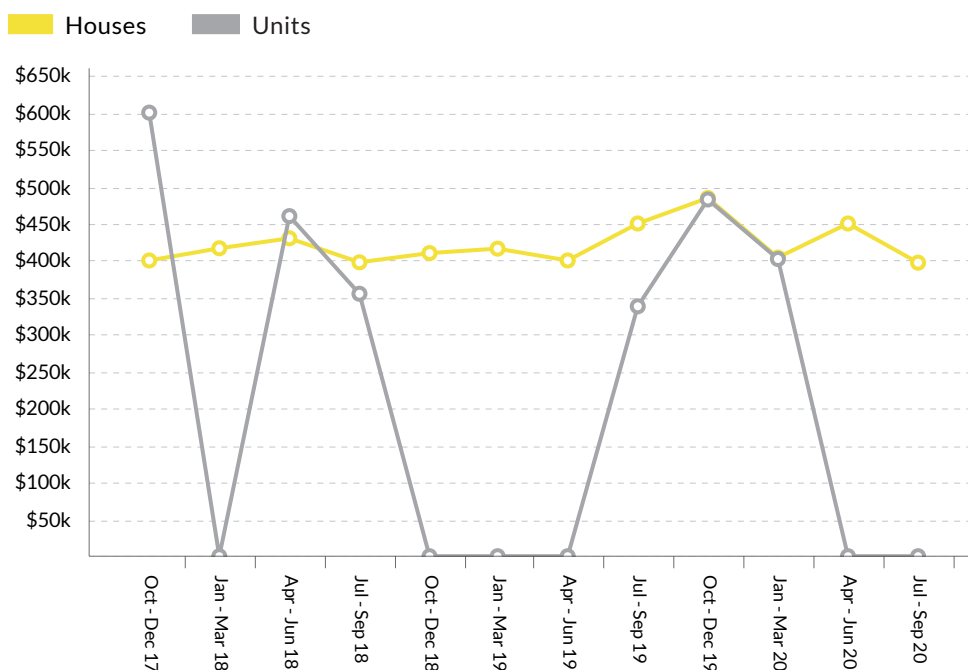
N/A

▼ -100.0% change vs. last year

Sales By Price Range (Oct 2019 – Sep 2020)



Sold Median Price Trend

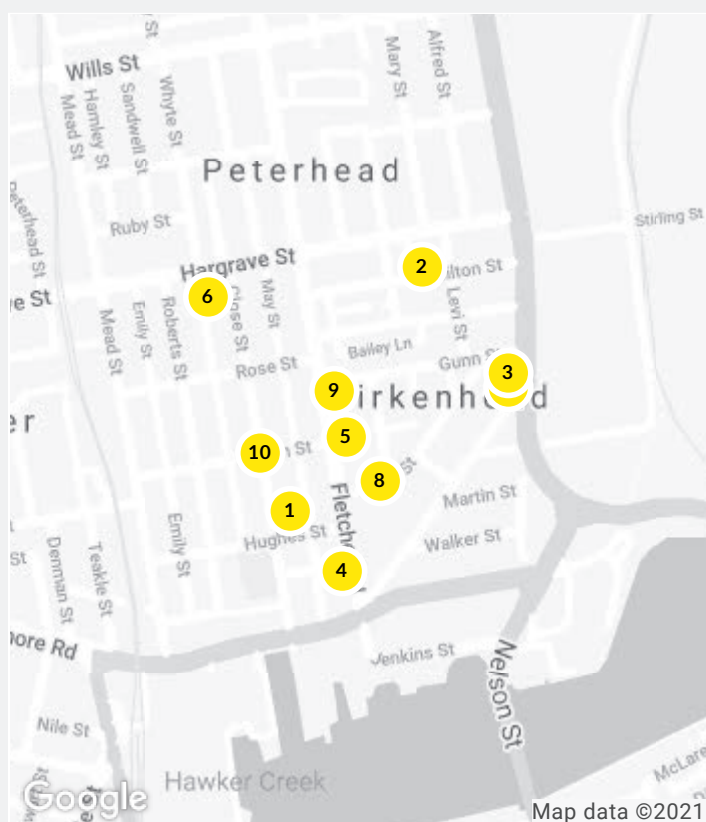


We hope you found this market update helpful. If you'd like any further information on the market please don't hesitate to get in touch.

Ray White Semaphore
(08) 8242 4777

semaphore.sa@raywhite.com

Recent Market Sales in Birkenhead



No.	Address	Features	Price
1	22 Close Street, Birkenhead	3 Beds, 1 Bath, 2 Cars	\$512k
2	23 Hilton Street, Birkenhead		\$510k
3	63 Victoria Road, Birkenhead	3 Beds, 1 Bath, 2 Cars	\$365k
4	10/5 Fletcher Road, Birkenhead	2 Beds, 1 Bath, 2 Cars	\$361k
5	36 Fletcher Road, Birkenhead	3 Beds, 1 Bath, 7 Cars	\$580k
6	64 Workman Street, Birkenhead	3 Beds, 2 Baths, 1 Car	\$480k
7	59 Victoria Road, Birkenhead	3 Beds, 1 Bath, 1 Car	\$349k
8	1 Craigie Street, Birkenhead	2 Beds, 1 Bath, 1 Car	\$357k
9	48 Fletcher Road, Birkenhead	2 Beds, 1 Bath, 1 Car	\$437k
10	32 Close Street, Birkenhead		\$585k