

Market Snapshot West Lakes Shore

January 2021

Provided by Ray White Semaphore

Total Sales by Quarter

	2021/20	2020/19	2019/18
Jan - Mar	—	14	16
Oct - Dec	—	12	10
Jul - Sep	16	20	10
Apr - Jun	16	16	15

Median House Sale Price

\$718,000

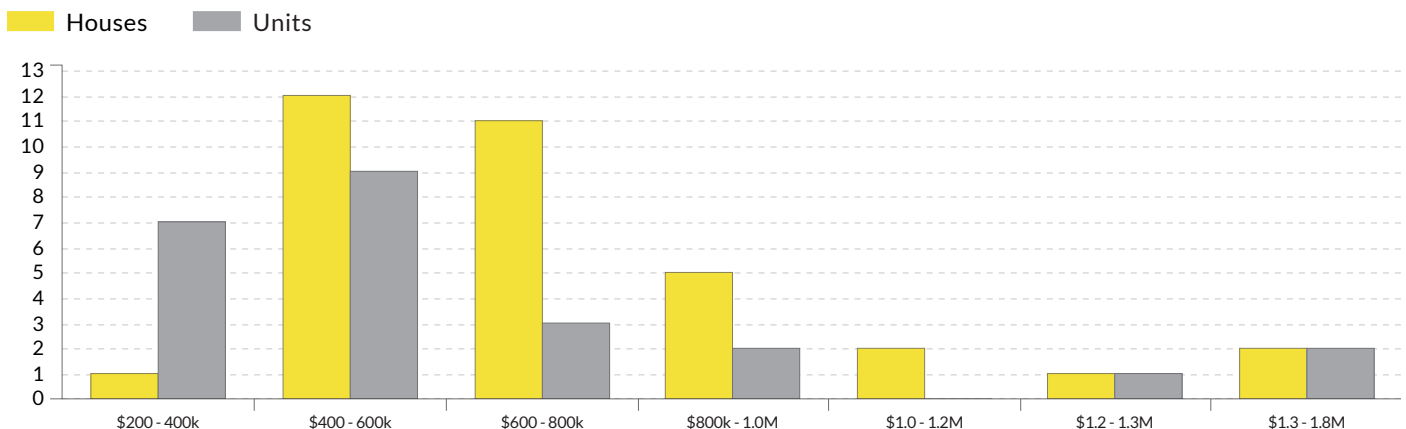
▲ 17.7% change vs. last year

Median Unit Sale Price

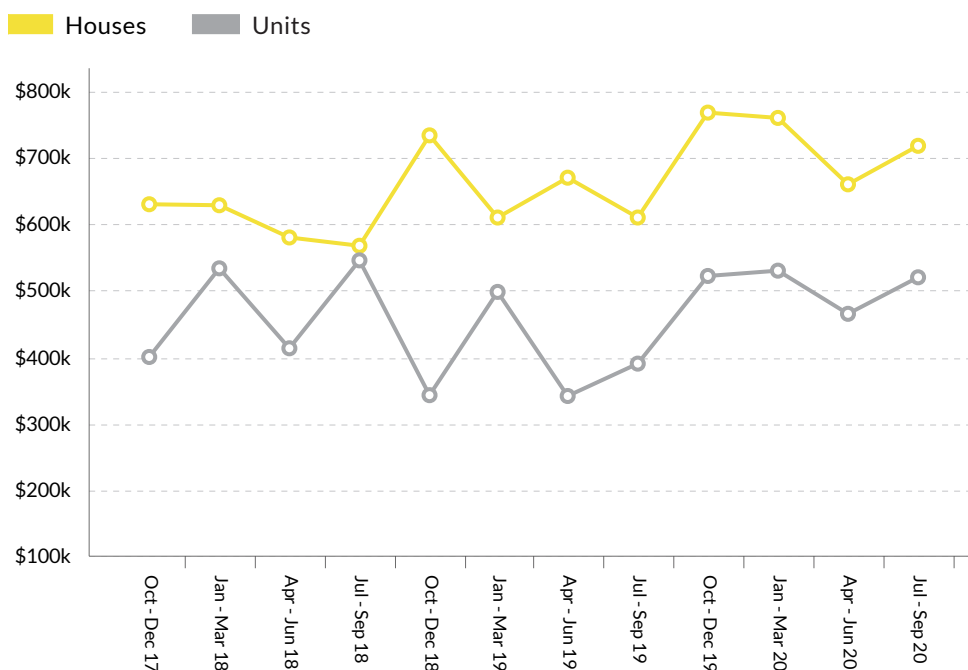
\$520,000

▲ 33.3% change vs. last year

Sales By Price Range (Oct 2019 – Sep 2020)



Sold Median Price Trend

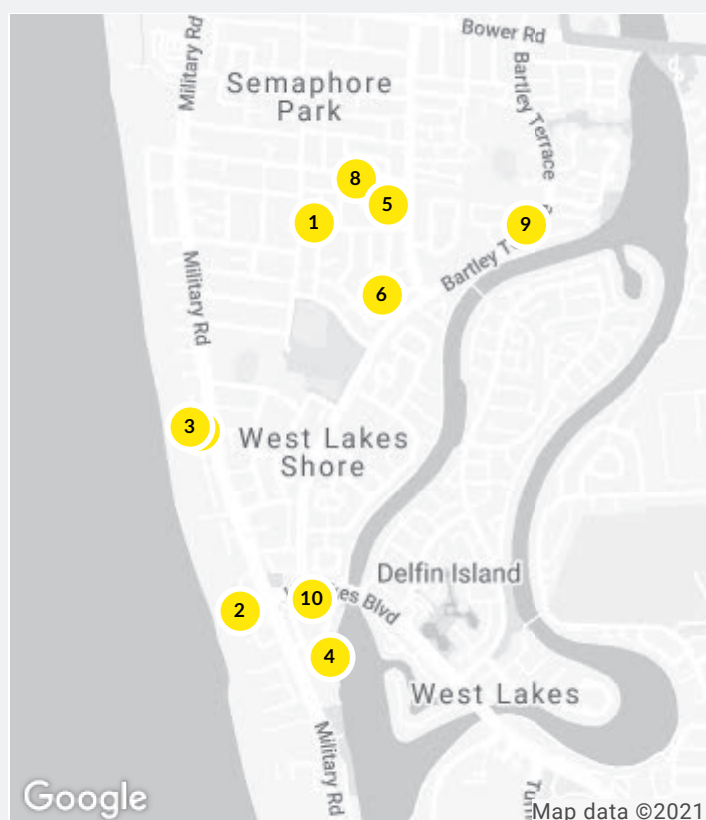


We hope you found this market update helpful. If you'd like any further information on the market please don't hesitate to get in touch.

Ray White Semaphore
(08) 8242 4777

semaphore.sa@raywhite.com

Recent Market Sales in West Lakes Shore



No.	Address	Features	Price
1	14 Bermuda Avenue, West L...	4 Beds, 2 Baths, 2 Ca...	\$560k
2	10 Shore Court, West Lakes...	5 Beds, 3 Baths, 3 Ca...	\$2.20m
3	2/3 Mirani Court, West Lak...	2 Beds, 2 Baths, 1 Car	\$765k
4	47 The Annie Watt Circuit, ...	4 Beds, 2 Baths, 3 Ca...	\$1.18m
5	12A Drysdale Court, West L...	3 Beds, 2 Baths, 2 Ca...	\$720k
6	11 Todd Place, West Lakes S...	3 Beds, 2 Baths	\$600k
7	8/251 Military Road, West L...	3 Beds, 1 Bath, 1 Car	\$453k
8	14 Macquarrie Court, West ...	4 Beds, 2 Baths, 4 Ca...	\$615k
9	18 Greenfield Crescent, We...	3 Beds, 3 Baths, 2 Ca...	\$790k
10	23 The Annie Watt Circuit, ...	5 Beds, 3 Baths, 2 Ca...	\$852k