

Market Snapshot West Lakes January

2021

Provided by Ray White Semaphore

Total Sales by Quarter

	2021/20	2020/19	2019/18
Jan - Mar	—	28	44
Oct - Dec	—	39	20
Jul - Sep	50	25	31
Apr - Jun	24	21	37

Median House Sale Price

\$827,500

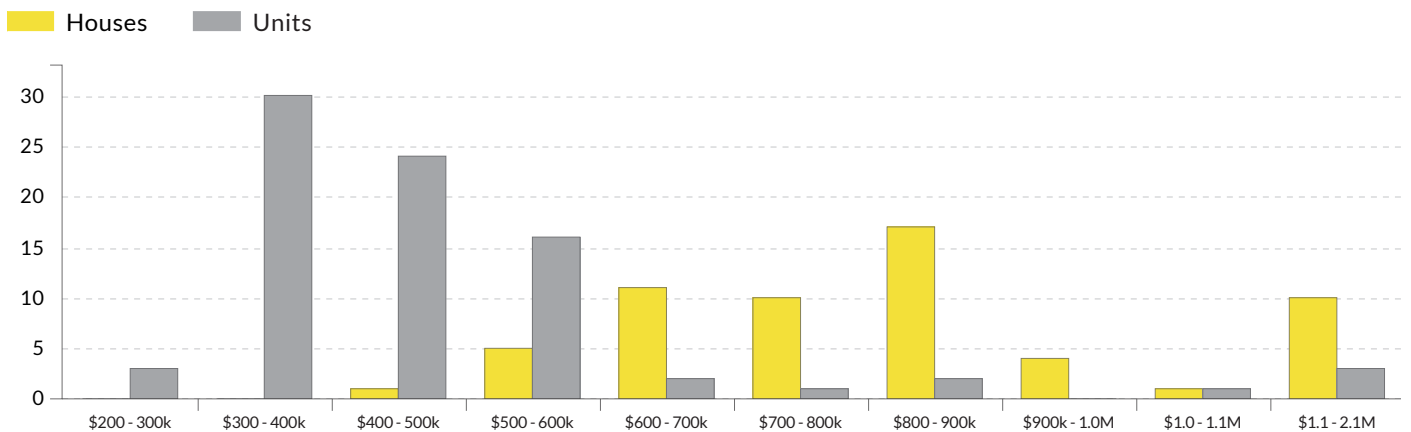
▲ 11.8% change vs. last year

Median Unit Sale Price

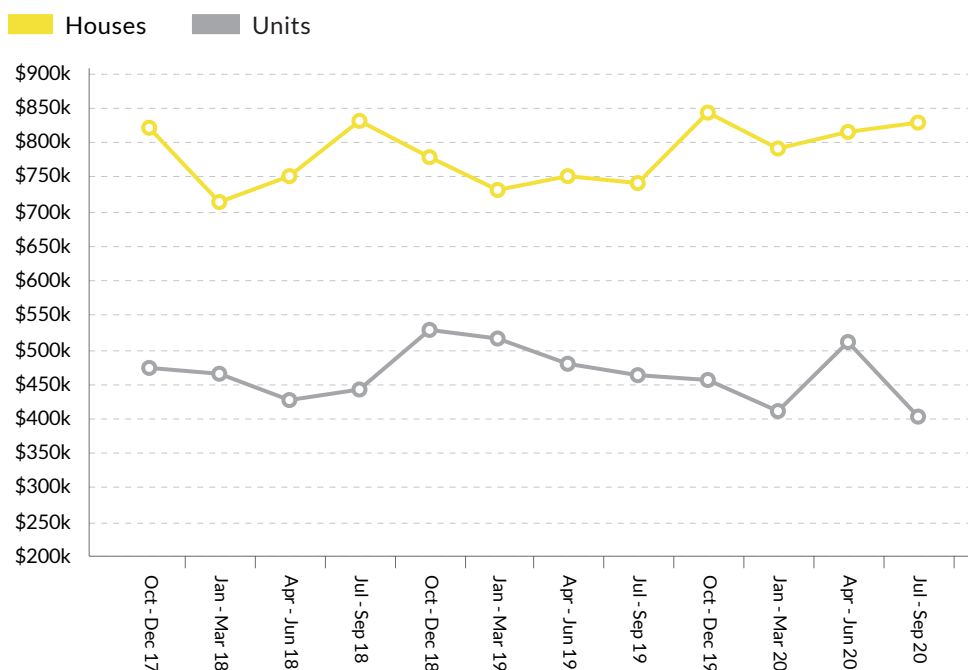
\$402,000

▼ -13.0% change vs. last year

Sales By Price Range (Oct 2019 - Sep 2020)



Sold Median Price Trend

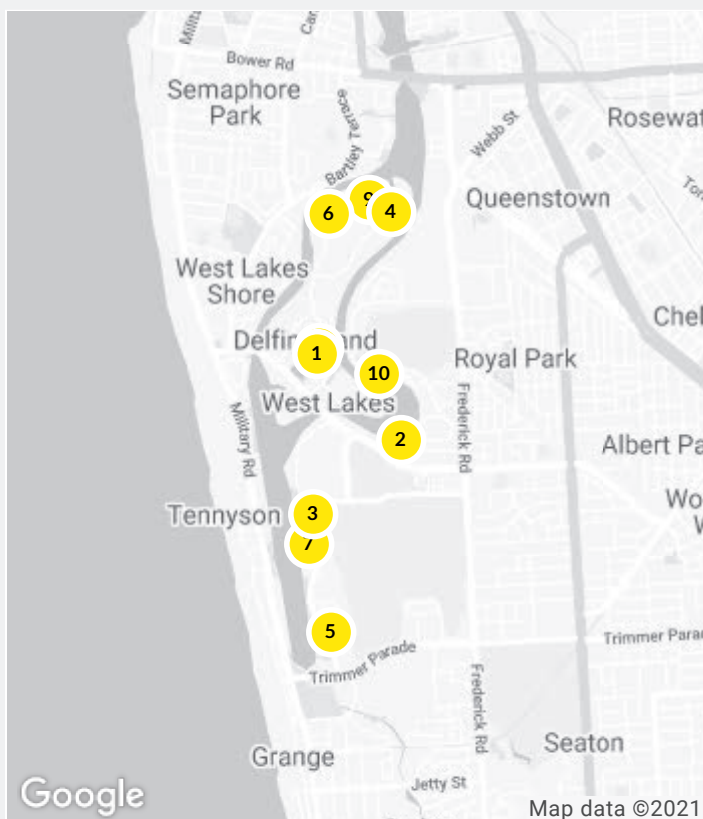


We hope you found this market update helpful. If you'd like any further information on the market please don't hesitate to get in touch.

Ray White Semaphore
(08) 8242 4777

semaphore.sa@raywhite.com

Recent Market Sales in West Lakes



No.	Address	Features	Price
1	1/15 Cocos Gr, West Lakes	2 Beds, 1 Bath, 1 Car	\$490k
2	5 Sea Lake Court, West Lakes	4 Beds, 2 Baths, 4 Ca...	\$925k
3	20/48 Sportsmans Drive, W...	2 Beds, 2 Baths, 1 Car	\$270k
4	58 Mcdonald Gr, West Lakes	4 Beds, 2 Baths, 2 Ca...	\$855k
5	7 Hoylake Crescent, West L...	4 Beds, 2 Baths, 2 Ca...	\$728k
6	16 Keppel Gr, West Lakes	4 Beds, 2 Baths, 4 Ca...	\$940k
7	16 Beeston Way, West Lakes	4 Beds, 2 Baths, 2 Ca...	\$901k
8	1/13 Cocos Gr, West Lakes	3 Beds, 1 Bath, 2 Cars	\$555k
9	3 Fiji Place, West Lakes	3 Beds, 2 Baths, 2 Ca...	\$758k
10	16/41 Lochside Drive, West...		\$460k