

Market Snapshot Semaphore Park

January 2021

Provided by Ray White Semaphore

Total Sales by Quarter

	2021/20	2020/19	2019/18
Jan - Mar	—	19	15
Oct - Dec	—	25	17
Jul - Sep	21	25	12
Apr - Jun	15	18	17

Median House Sale Price

\$560,000

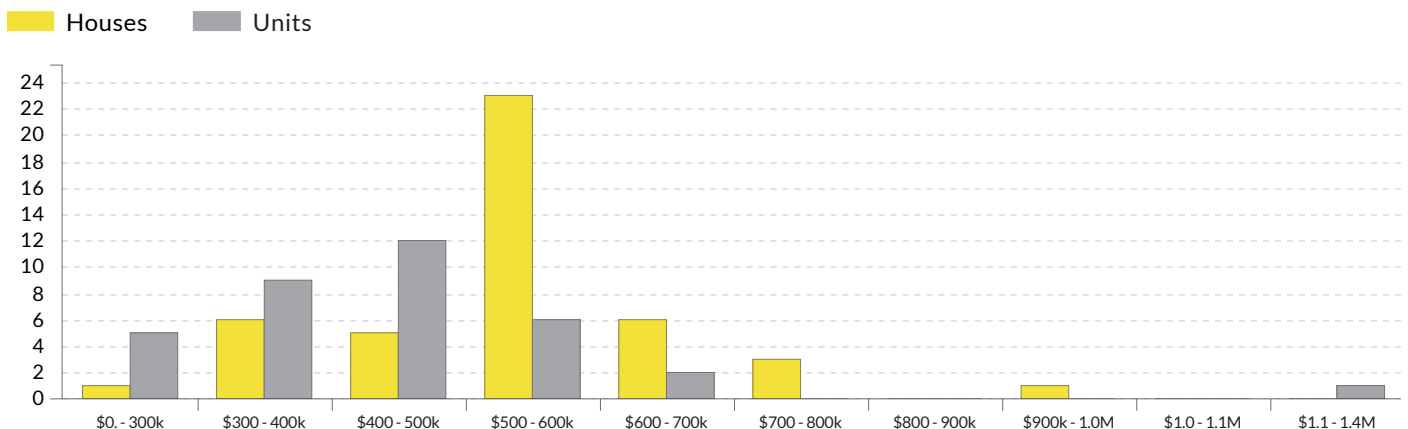
▲5.9% change vs. last year

Median Unit Sale Price

\$412,000

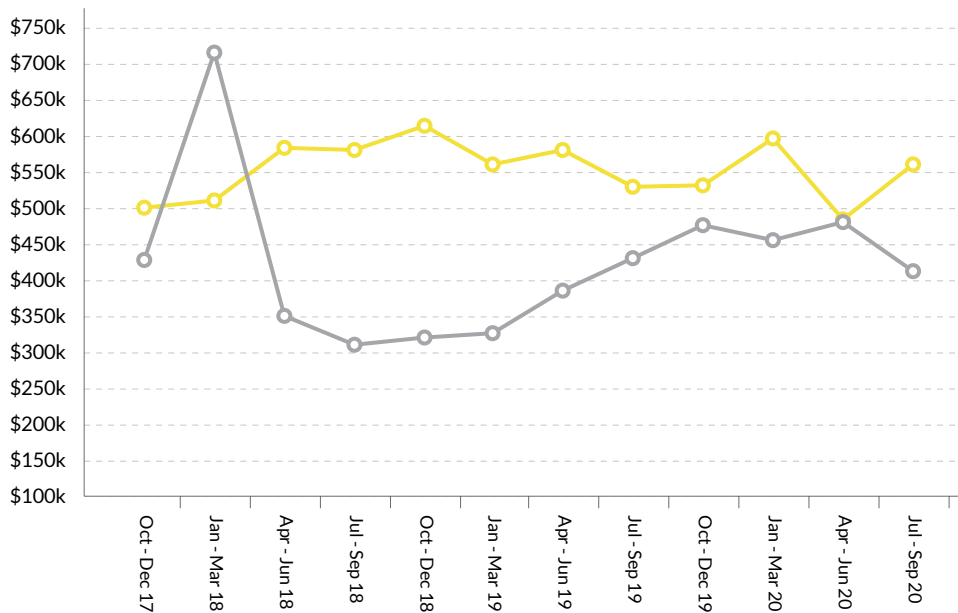
▼-4.2% change vs. last year

Sales By Price Range (Oct 2019 - Sep 2020)



Sold Median Price Trend

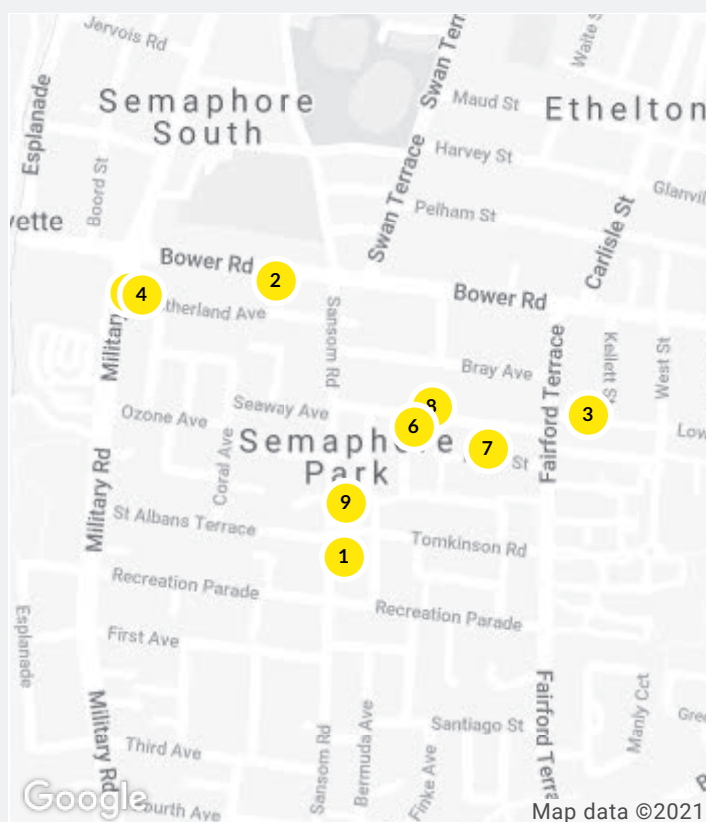
■ Houses
 ■ Units



We hope you found this market update helpful. If you'd like any further information on the market please don't hesitate to get in touch.

Ray White Semaphore
 (08) 8242 4777
semaphore.sa@raywhite.com

Recent Market Sales in Semaphore Park



No.	Address	Features	Price
1	55A Sansom Road, Semapho...	3 Beds, 2 Baths, 2 Ca...	\$550k
2	4/78 Bower Road, Semapho...	2 Beds, 1 Bath, 1 Car	\$255k
3	7 Ayr Street, Semaphore Park	3 Beds, 2 Baths, 1 Car	\$525k
4	3/1 Sutherland Avenue, Sem...	3 Beds, 2 Baths, 1 Car	\$601k
5	1/1 Sutherland Avenue, Sem...		\$577k
6	3 Granville Street, Semapho...	2 Beds, 1 Bath, 2 Cars	\$410k
7	10 Malin Street, Semaphore ...	3 Beds, 1 Bath, 1 Car	\$501k
8	19 Gordon Street, Semapho...	3 Beds, 1 Bath, 1 Car	\$440k
9	45 Sansom Road, Semaphor...	3 Beds, 2 Baths, 2 Ca...	\$600k
10	2/1 Sutherland Avenue, Sem...	3 Beds, 2 Baths	\$556k