

Market Snapshot Semaphore January

2021

Provided by Ray White Semaphore

Total Sales by Quarter

	2021/20	2020/19	2019/18
Jan - Mar	—	10	9
Oct - Dec	—	12	22
Jul - Sep	16	13	12
Apr - Jun	9	11	12

Median House Sale Price

\$700,000

▲ 5.3% change vs. last year

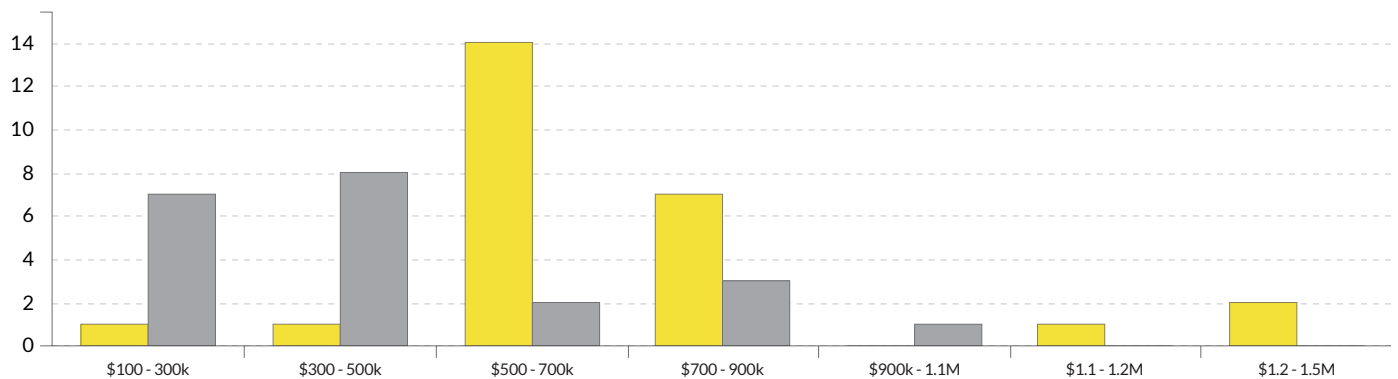
Median Unit Sale Price

\$527,500

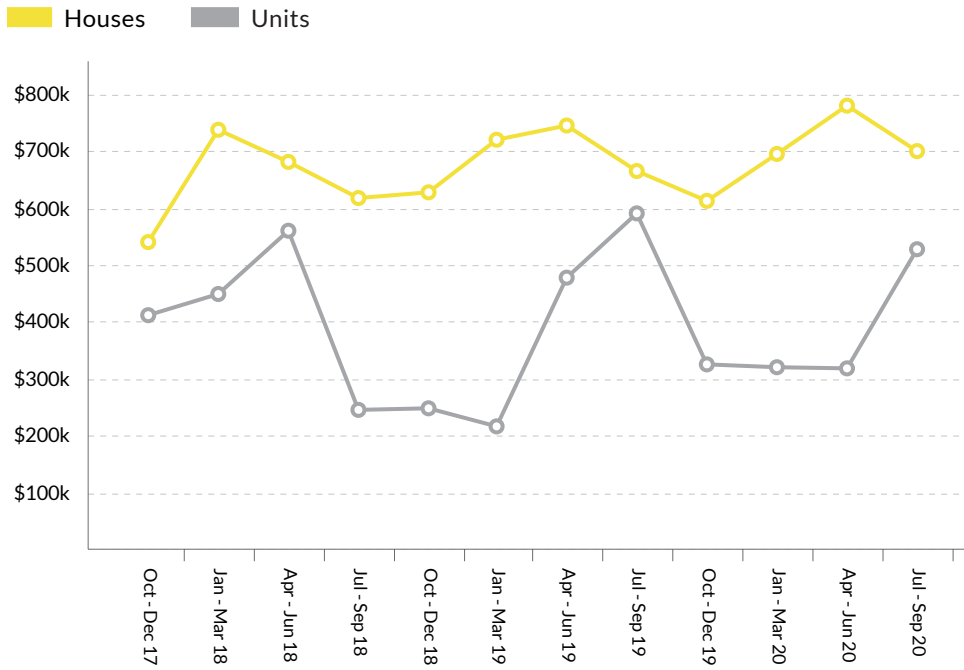
▼ -10.7% change vs. last year

Sales By Price Range (Oct 2019 – Sep 2020)

■ Houses ■ Units



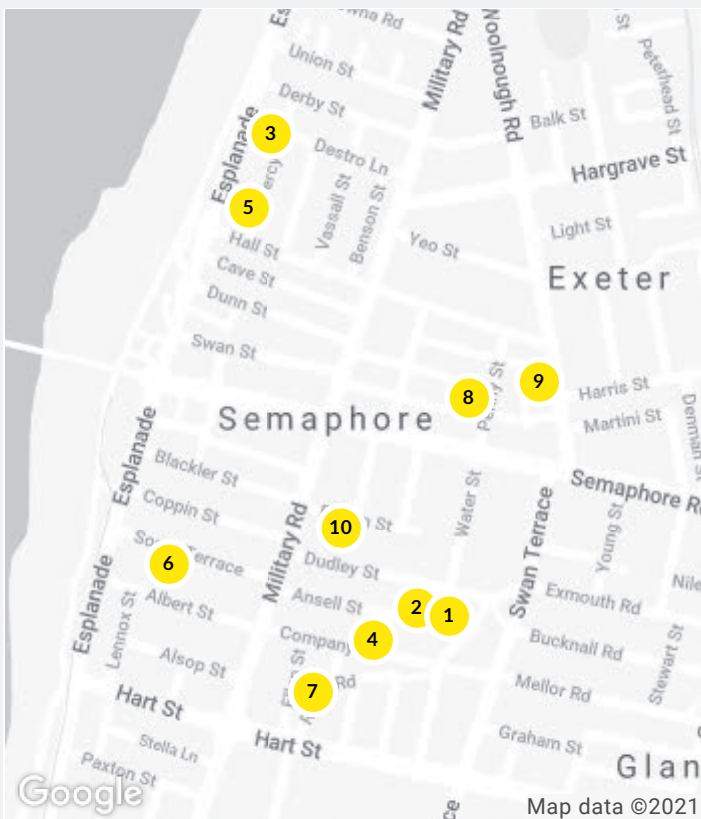
Sold Median Price Trend



We hope you found this market update helpful. If you'd like any further information on the market please don't hesitate to get in touch.

Ray White Semaphore
 (08) 8242 4777
 semaphore.sa@raywhite.com

Recent Market Sales in Semaphore



No.	Address	Features	Price
1	57 Ansell Street, Semaphore	3 Beds, 1 Bath, 1 Car	\$587k
2	1/47 Ansell Street, Semaphore	2 Beds, 1 Bath	\$395k
3	47 Percy Street, Semaphore	3 Beds, 2 Baths, 1 Car	\$683k
4	33 Company Street, Semaphore	3 Beds, 1 Bath, 2 Cars	\$605k
5	11 Percy Street, Semaphore	3 Beds, 2 Baths, 4 Car...	\$815k
6	14 South Terrace, Semaphore	4 Beds, 2 Baths, 3 Ca...	\$1.20m
7	221 Robin Road, Semaphore		\$325k
8	1/9A-9b Panaka Place, Semaphore	4 Beds, 2 Baths, 6 Ca...	\$650k
9	23 Woolnough Road, Semaphore	4 Beds, 1 Bath, 5 Cars	\$771k
10	12 Brown Street, Semaphore	3 Beds, 1 Bath, 3 Cars	\$840k