

Market Snapshot Seaton January 2021

Provided by Ray White Semaphore

Total Sales by Quarter

	2021/20	2020/19	2019/18
Jan - Mar	—	68	49
Oct - Dec	—	56	43
Jul - Sep	53	48	42
Apr - Jun	47	44	42

Median House Sale Price

\$550,000

▲8.4% change vs. last year

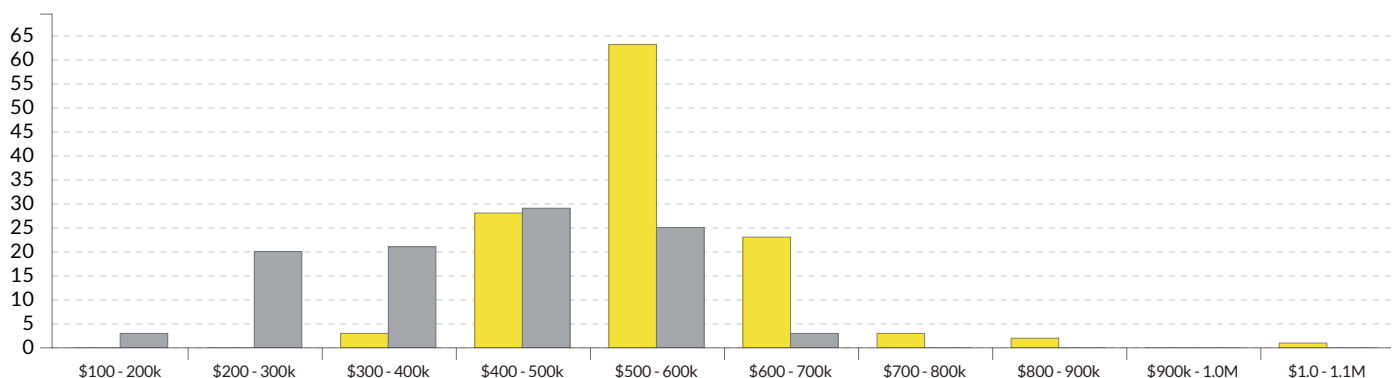
Median Unit Sale Price

\$437,500

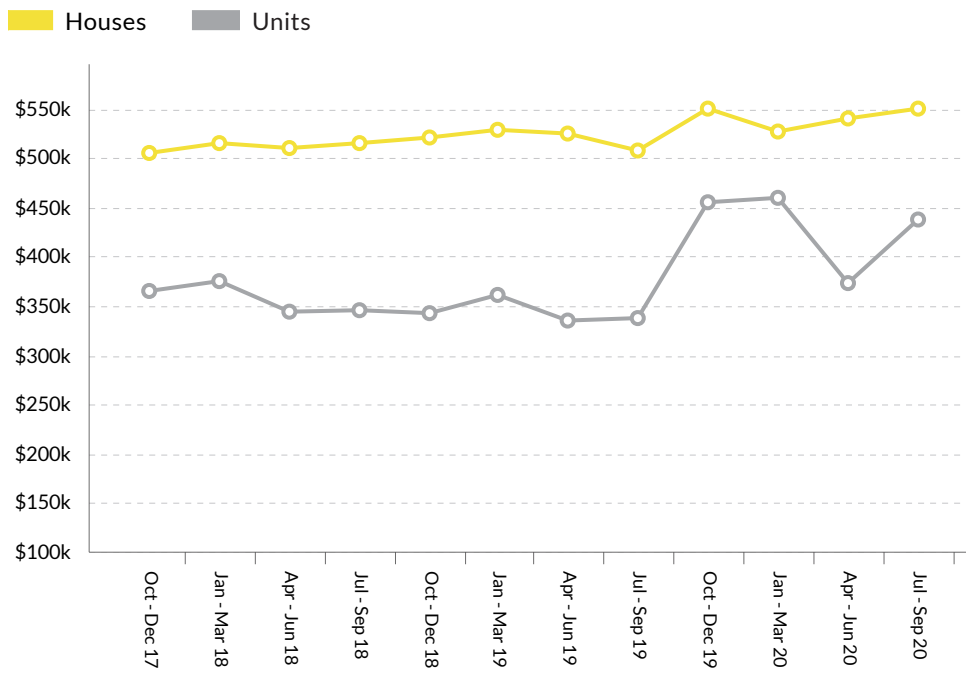
▲29.6% change vs. last year

Sales By Price Range (Oct 2019 – Sep 2020)

■ Houses ■ Units



Sold Median Price Trend

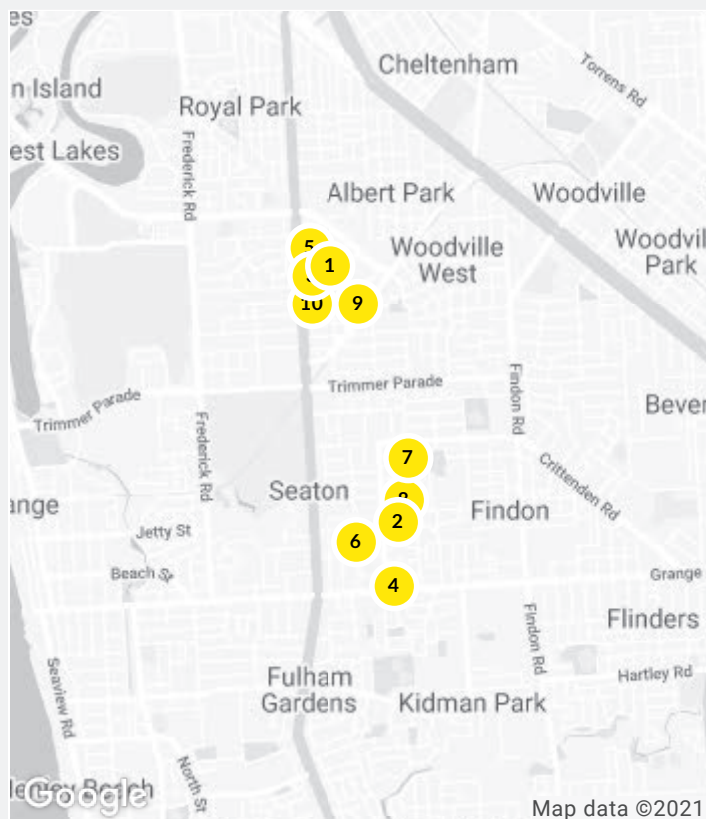


We hope you found this market update helpful. If you'd like any further information on the market please don't hesitate to get in touch.

Ray White Semaphore
(08) 8242 4777

semaphore.sa@raywhite.com

Recent Market Sales in Seaton



No.	Address	Features	Price
1	17 First Avenue, Seaton	2 Beds, 1 Bath, 2 Cars	\$583k
2	53 Dumfries Avenue, Seaton	3 Beds, 1 Bath, 1 Car	\$472k
3	34/185 Tapleys Hill Road, S...	2 Beds, 1 Bath, 1 Car	\$180k
4	423 Grange Road, Seaton	4 Beds, 1 Bath, 1 Car	\$540k
5	6A Stevens Street, Seaton	3 Beds, 2 Baths, 1 Car	\$532k
6	7A Pape Avenue, Seaton		\$715k
7	26 Brice Street, Seaton	3 Beds, 1 Bath, 1 Car	\$580k
8	4 Mcnab Place, Seaton		\$620k
9	21 Percy Street, Seaton	2 Beds, 1 Bath	\$650k
10	3/6 Brenthorpe Road, Seaton	3 Beds, 2 Baths, 1 Car	\$465k