

Market Snapshot Rosewater January

2021

Provided by Ray White Semaphore

Total Sales by Quarter

	2021/20	2020/19	2019/18
Jan - Mar	—	17	16
Oct - Dec	—	16	16
Jul - Sep	22	17	16
Apr - Jun	10	18	14

Median House Sale Price

\$395,000

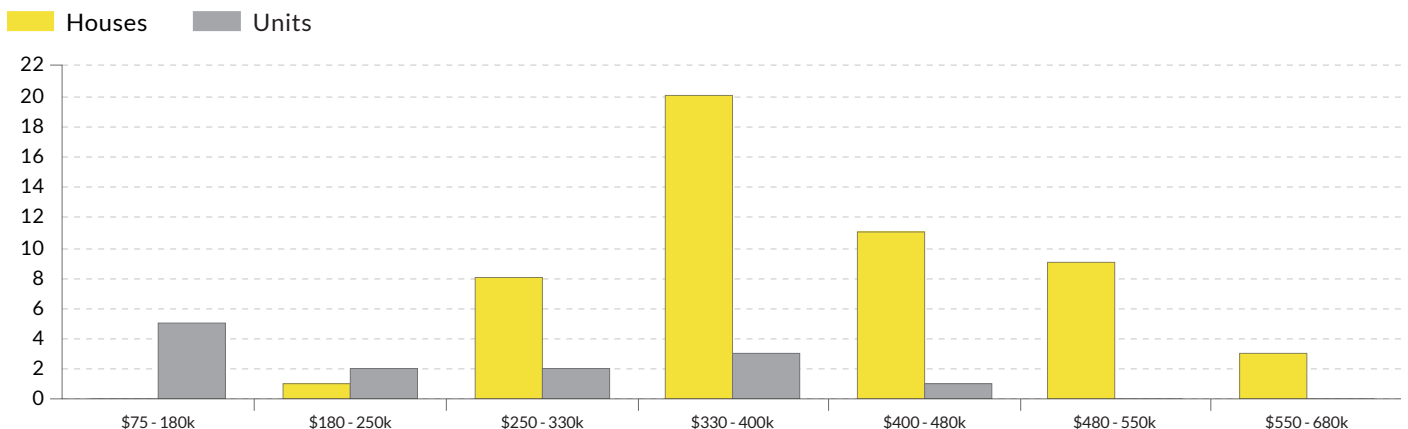
▲2.4% change vs. last year

Median Unit Sale Price

\$190,500

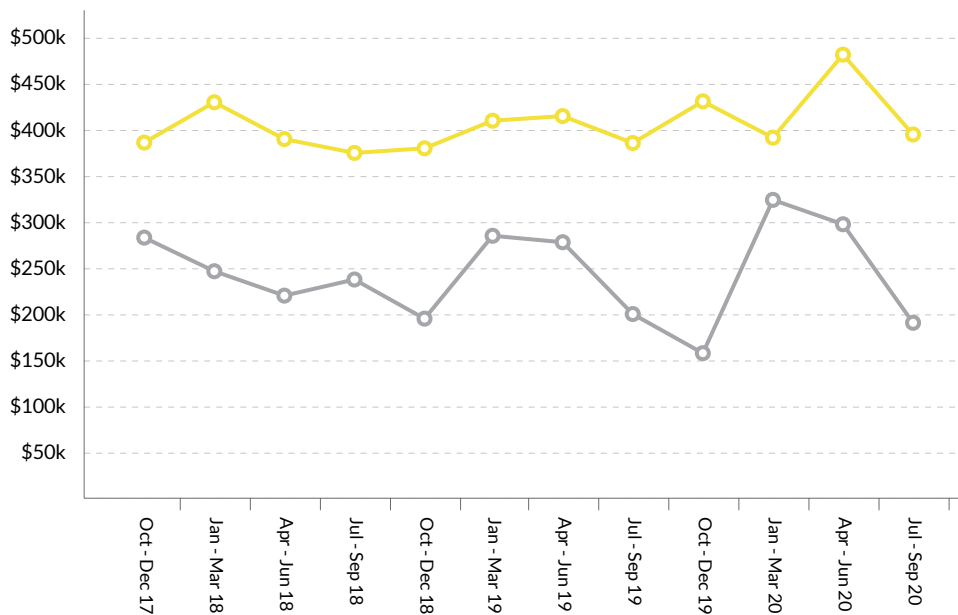
▼-4.8% change vs. last year

Sales By Price Range (Oct 2019 – Sep 2020)



Sold Median Price Trend

■ Houses
 ■ Units



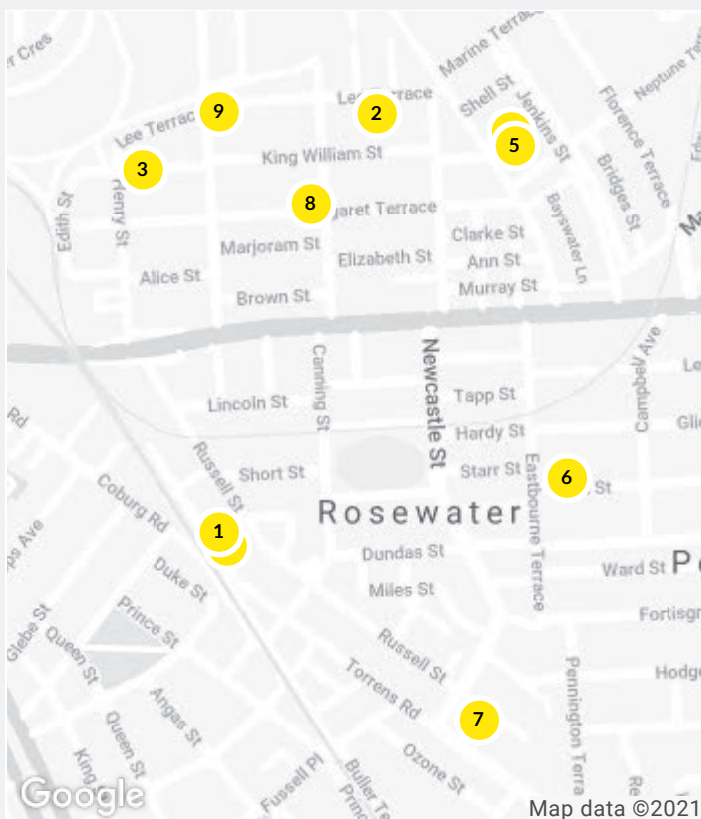
We hope you found this market update helpful. If you'd like any further information on the market please don't hesitate to get in touch.

Ray White Semaphore

(08) 8242 4777

semaphore.sa@raywhite.com

Recent Market Sales in Rosewater



No.	Address	Features	Price
1	828 Torrens Road, Rosewater	5 Beds, 2 Baths, 1 Car	\$665k
2	34 Lee Terrace, Rosewater	3 Beds, 1 Bath, 4 Cars	\$295k
3	19 Jennifer Street, Rosewat...		\$545k
4	824 Torrens Road, Rosewater	3 Beds, 1 Bath, 2 Cars	\$520k
5	6 Coral Street, Rosewater	3 Beds, 1 Bath, 1 Car	\$425k
6	7 Gill Street, Rosewater	2 Beds, 1 Bath, 1 Car	\$355k
7	5/756 Torrens Road, Rosew...	2 Beds, 1 Bath, 1 Car	\$239k
8	25 Mcnicol Terrace, Rosewa...	3 Beds, 1 Bath, 3 Cars	\$500k
9	44 Gray Terrace, Rosewater	3 Beds, 1 Bath, 3 Cars	\$420k
10	11 Coral Street, Rosewater		\$396k