

# Market Snapshot North Haven January

2021

Provided by Ray White Semaphore

## Total Sales by Quarter

	2021/20	2020/19	2019/18
Jan - Mar	—	15	12
Oct - Dec	—	18	27
Jul - Sep	12	23	16
Apr - Jun	19	24	20

## Median House Sale Price

**\$470,000**

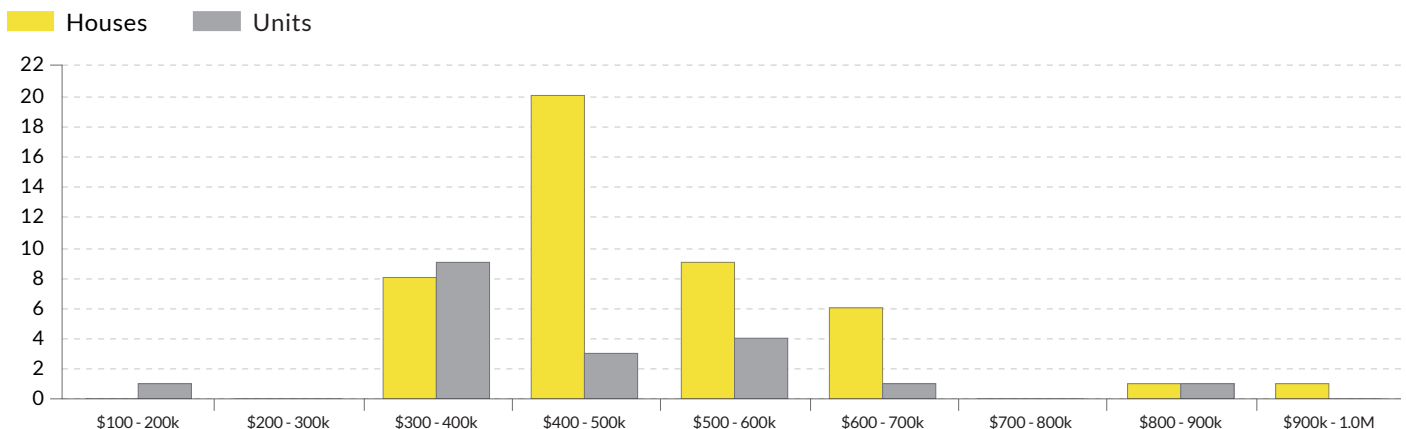
▼ -5.8% change vs. last year

## Median Unit Sale Price

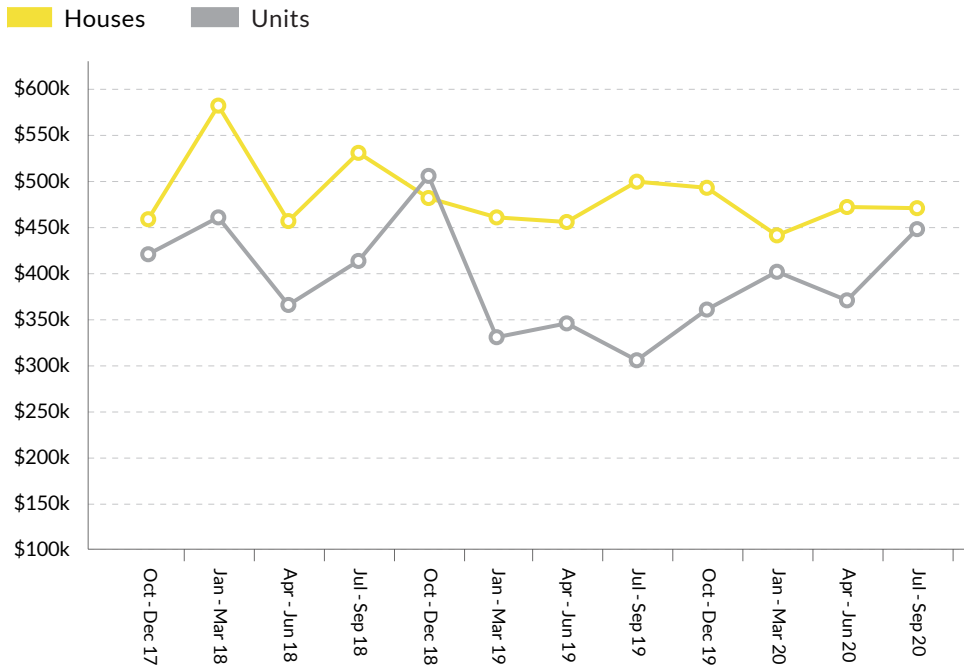
**\$447,250**

▲ 46.6% change vs. last year

## Sales By Price Range (Oct 2019 – Sep 2020)



## Sold Median Price Trend

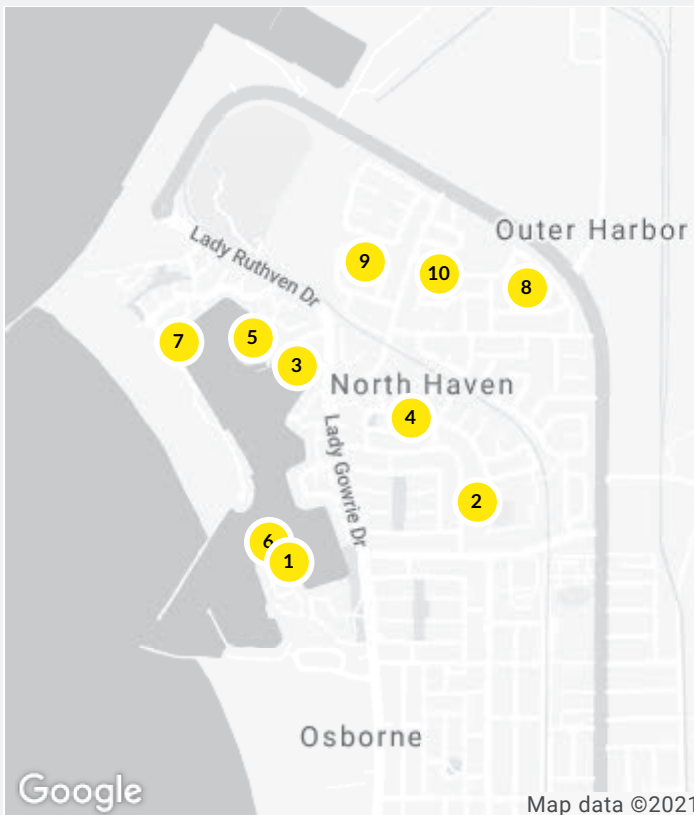


We hope you found this market update helpful. If you'd like any further information on the market please don't hesitate to get in touch.

**Ray White Semaphore**  
(08) 8242 4777

[semaphore.sa@raywhite.com](mailto:semaphore.sa@raywhite.com)

## Recent Market Sales in North Haven



No.	Address	Features	Price
1	119 One and All Drive, North Haven	2 Beds, 1 Bath, 1 Car	\$520k
2	7 Hone Avenue, North Haven	4 Beds, 2 Baths, 2 Car...	\$566k
3	4/11B Alexa Road, North Haven	3 Beds, 3 Baths	\$740k
4	23 Merle Marten Drive, North Haven	4 Beds, 2 Baths, 2 Car...	\$609k
5	4/20 Liberty Avenue, North Haven	3 Beds, 1 Bath, 2 Cars	\$520k
6	83 One and All Drive, North Haven	3 Beds, 2 Baths, 1 Car	\$670k
7	13A Gulf Point Drive, North Haven	3 Beds, 4 Baths, 2 Car...	\$950k
8	4 Gower Place, North Haven	3 Beds, 1 Bath, 4 Cars	\$429k
9	56 Aurelia Drive, North Haven	4 Beds, 2 Baths, 4 Car...	\$621k
10	8 Lancaster Drive, North Haven	4 Beds, 2 Baths, 3 Car...	\$618k