

Market Snapshot Largs Bay January

2021

Provided by Ray White Semaphore

Total Sales by Quarter

	2021/20	2020/19	2019/18
Jan - Mar	—	16	14
Oct - Dec	—	25	18
Jul - Sep	13	21	12
Apr - Jun	14	10	16

Median House Sale Price

\$500,000

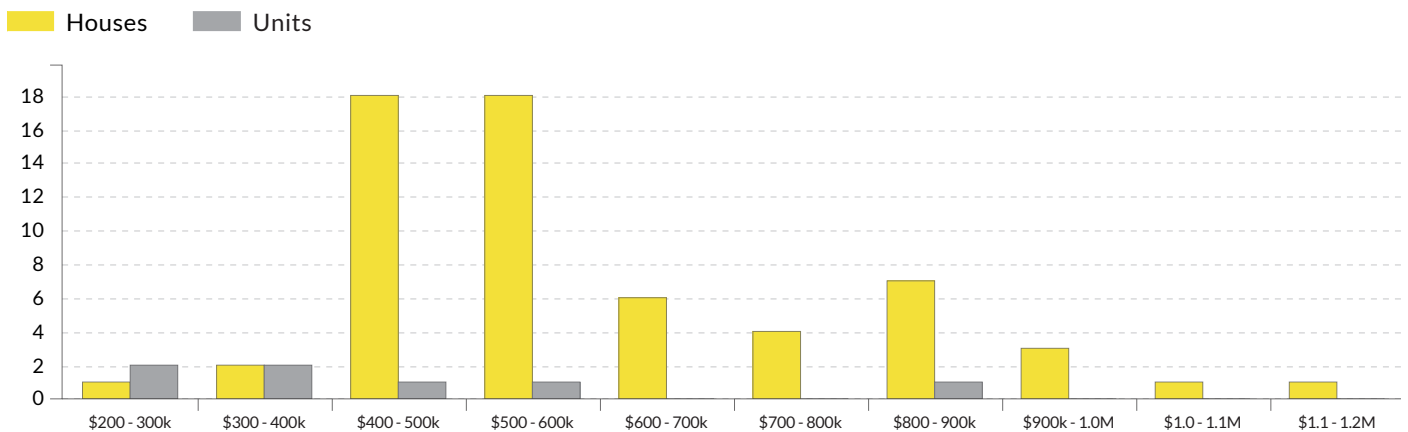
▼ -23.1% change vs. last year

Median Unit Sale Price

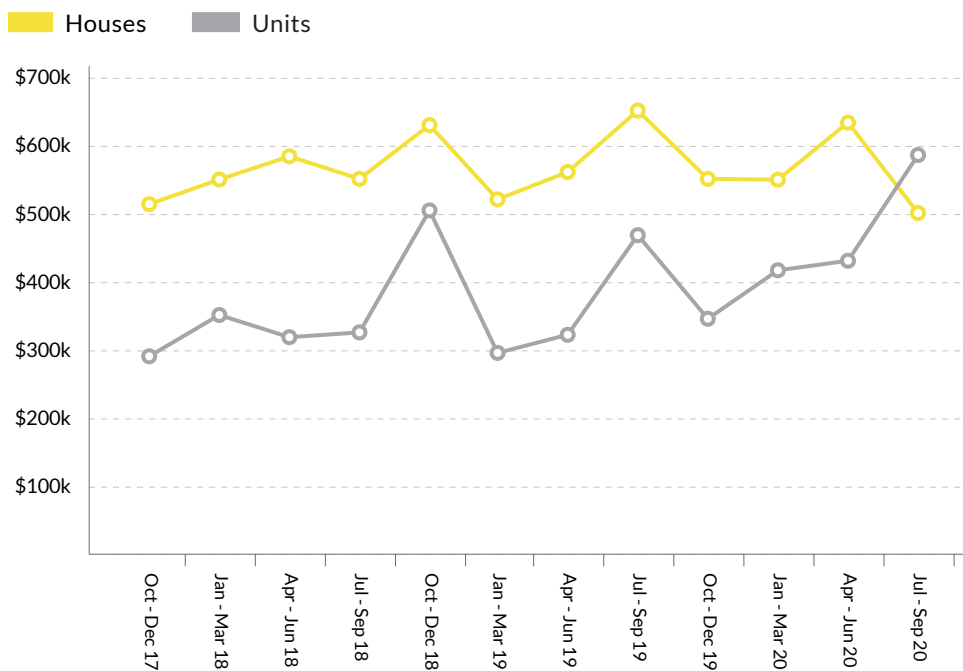
\$585,000

▲ 25.1% change vs. last year

Sales By Price Range (Oct 2019 – Sep 2020)



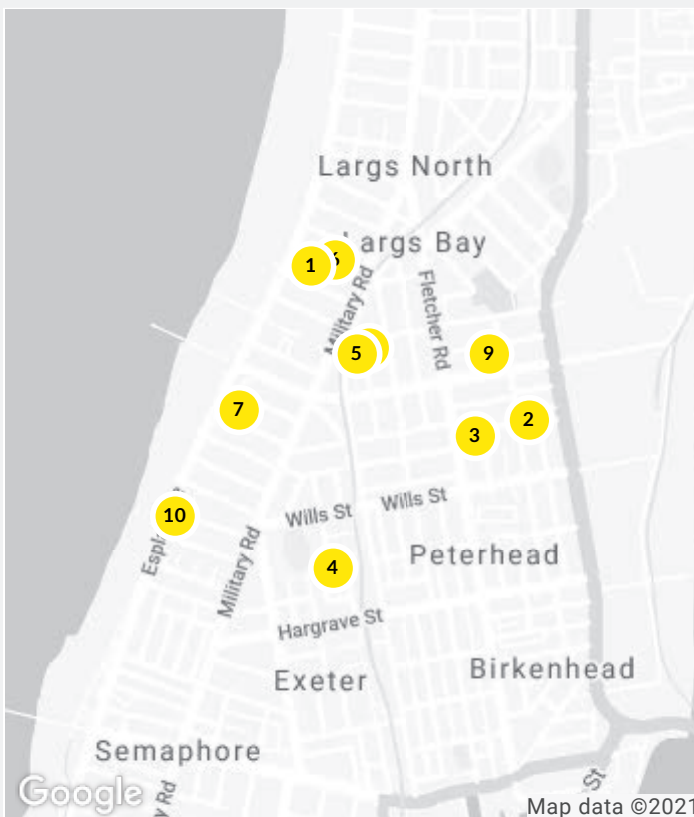
Sold Median Price Trend



We hope you found this market update helpful. If you'd like any further information on the market please don't hesitate to get in touch.

Ray White Semaphore
 (08) 8242 4777
semaphore.sa@raywhite.com

Recent Market Sales in Largs Bay



No.	Address	Features	Price
1	10 Roslyn Street, Largs Bay	3 Beds, 1 Bath, 2 Cars	\$950k
2	33 Olive Street, Largs Bay	2 Beds, 1 Bath, 1 Car	\$334k
3	6 Olive Street, Largs Bay	3 Beds, 1 Bath, 2 Cars	\$618k
4	29 Peterhead Street, Largs ...	2 Beds, 1 Bath, 1 Car	\$498k
5	29 Gloucester Street, Largs ...	3 Beds, 2 Baths, 4 Ca...	\$653k
6	17 Roslyn Street, Largs Bay	4 Beds, 2 Baths, 3 Ca...	\$1.07m
7	3/11 Alexander Street, Larg...	2 Beds, 1 Bath, 1 Car	\$270k
8	30 Gloucester Street, Largs ...	4 Beds, 2 Baths, 1 Car	\$660k
9	20 Balranald Avenue, Largs ...	3 Beds, 2 Baths, 5 Ca...	\$494k
10	147 Esplanade, Largs Bay	4 Beds, 3 Baths, 3 Ca...	\$1.67m