

Market Snapshot - New Plymouth

Provided by Ray White New Plymouth

Total Sales by Quarter

	2021/20	2020/19	2019/18
Mar - May	—	161	280
Dec - Feb	233	203	260
Sep - Nov	326	263	287
Jun - Aug	303	251	273

Median House Sale Price

\$650,000

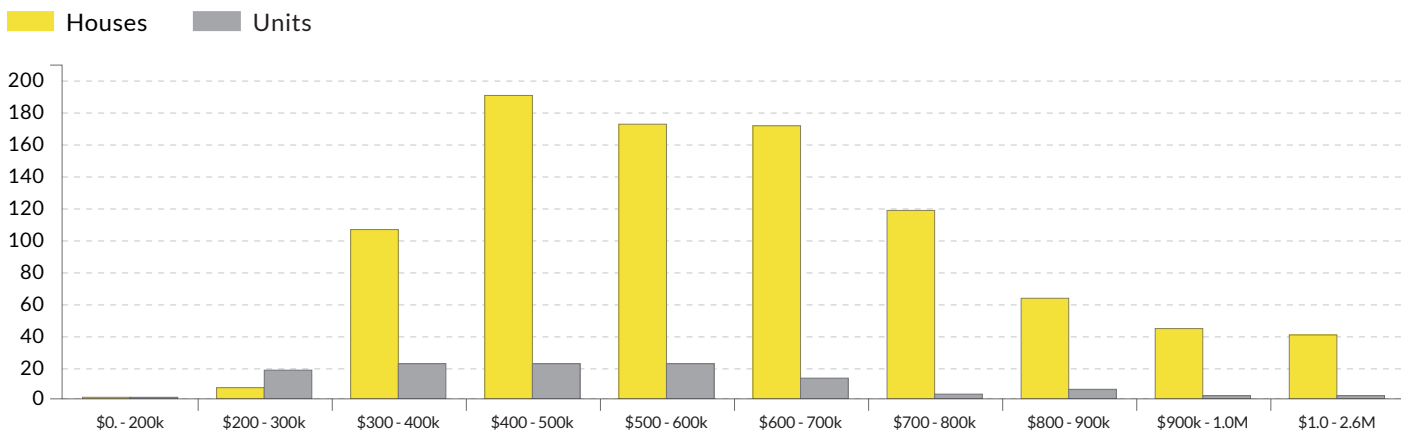
▲ 20.4% change vs. last year

Median Unit Sale Price


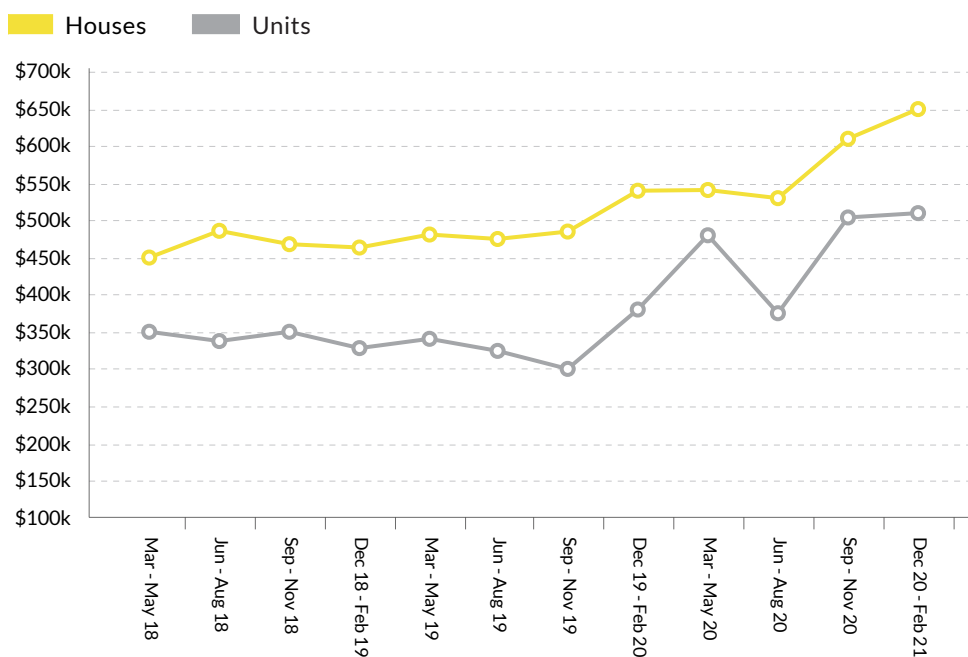
\$509,850

▲ 34.2% change vs. last year

Sales By Price Range (Mar 2020 - Feb 2021)



Sold Median Price Trend



We hope you found this market update helpful. If you'd like any further information on the market please don't hesitate to get in touch.

Ray White New Plymouth
 (06) 777 1105
newplymouth.nz@raywhite.com

Recent Market Sales in Blagdon, Bell Block, Brooklands, Ferndale, Fitzroy, Frankleigh Park, Glen Avon, Highlands Park, Lower Vogelstown, Lynmouth, Mangorei, Marfell, Merrilands, Moturoa, New Plymouth, Port Taranaki, Spotswood, Strandon, Upper Vogelstown, Vogelstown, Waiwhakaiho, Welbourn, Westown and Whalers Gate

Address	Features	Property Type	Sold Price	Sold Date
47A Penrod Drive, Bell Block	3 Beds	House	\$630,000	5 Mar 2021
45 Cutfield Road, New Plymouth	3 Beds	House	\$602,500	5 Mar 2021
58F Penrod Drive, Bell Block	4 Beds	House	\$755,000	4 Mar 2021
23 Lantana Avenue, Bell Block	3 Beds	House	\$520,000	4 Mar 2021
1/9 Herekawe Drive, Spotswood	2 Beds	Unit	\$366,500	3 Mar 2021
9A Belt Road, Moturoa	4 Beds	House	\$960,000	2 Mar 2021
63 Branch Road, Highlands Park	4 Beds	House	\$487,150	2 Mar 2021
73 Karina Road, Merrilands	3 Beds	House	\$730,000	1 Mar 2021
93B Tukapa Street, Westown	2 Beds	Unit	\$430,000	26 Feb 2021
5 Camellia Avenue, Bell Block	3 Beds	House	\$487,620	25 Feb 2021