



Market Snapshot - New Plymouth

Provided by Ray White New Plymouth

Total Sales by Quarter

	2020/19	2019/18	2018/17
May - Jul	—	285	283
Feb - Apr	162	272	277
Nov - Jan	212	279	278
Aug - Oct	258	275	271

Median House Sale Price

\$563,000

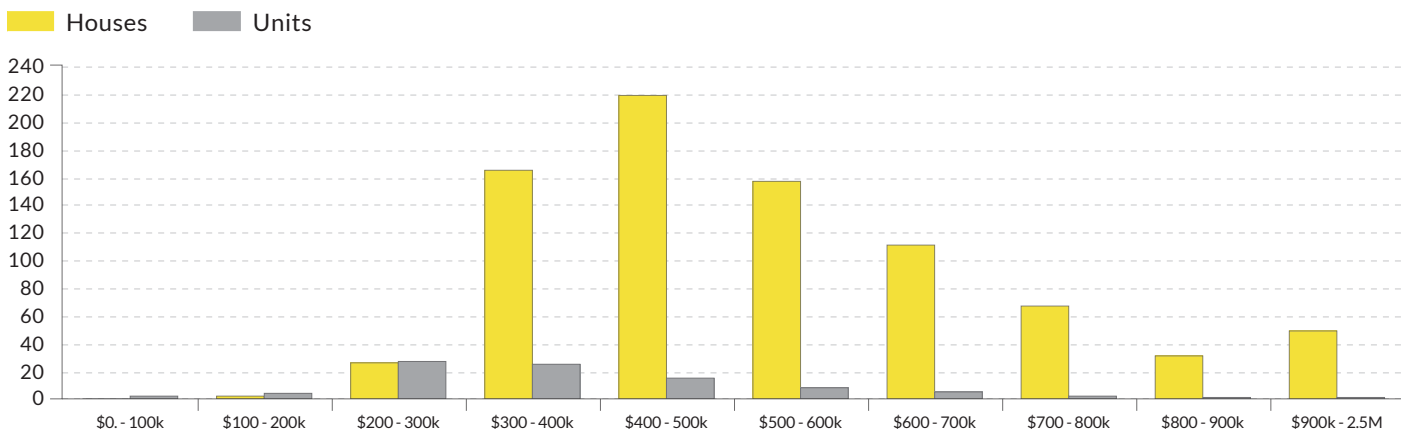
▲ 19.8% change vs. last year

Median Unit Sale Price


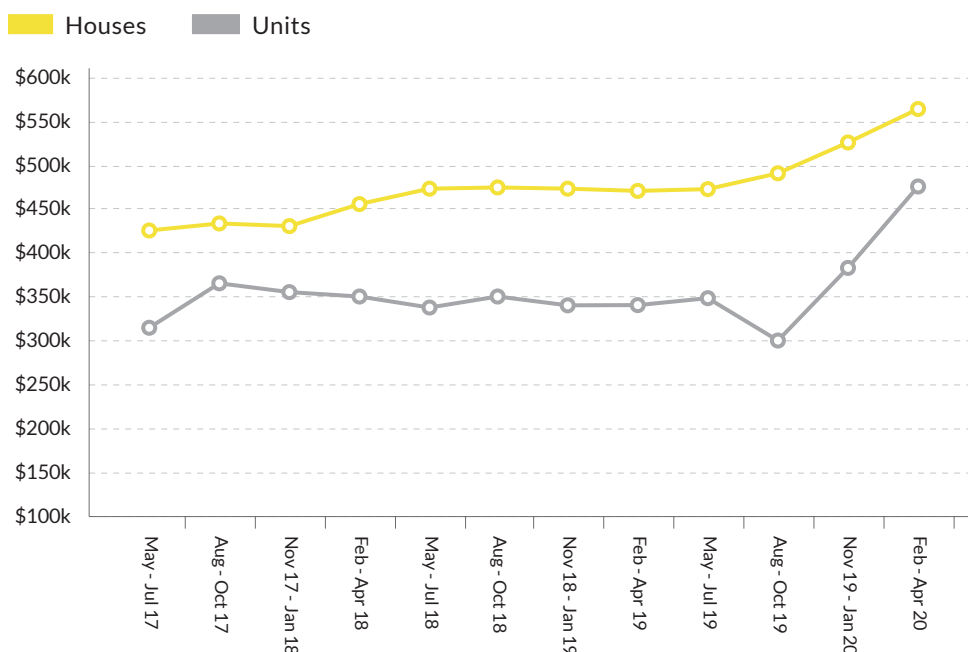
\$475,000

▲ 39.6% change vs. last year

Sales By Price Range (May 2019 - Apr 2020)



Sold Median Price Trend



We hope you found this market update helpful. If you'd like any further information on the market please don't hesitate to get in touch.

Ray White New Plymouth
 (06) 777 1105
newplymouth.nz@raywhite.com

Recent Market Sales in Bell Block, Blagdon, Brooklands, Ferndale, Fitzroy, Frankleigh Park, Glen Avon, Highlands Park, Hurdon, Lower Vogelstown, Lynmouth, Mangorei, Marfell, Merrilands, Moturoa, New Plymouth, Port Taranaki, Spotswood, Strandon, Upper Vogelstown, Vogelstown, Waiwhakaiho, Welbourn, Westown and Whalers Gate

Address	Features	Property Type	Sold Price	Sold Date
11 Cherry Lane, Hurdon	4 Beds	House	\$725,527	9 May 2020
36 Belt Road, Moturoa	3 Beds	House	\$602,500	8 May 2020
3F Honeyfield Drive, Whalers Gate	3 Beds	House	\$710,000	7 May 2020
8 Eliot Street, New Plymouth	3 Beds	House	\$565,000	4 May 2020
52 South Road, Blagdon	2 Beds	House	\$430,000	4 May 2020
39 Dorset Avenue, Westown	4 Beds	House	\$624,500	1 May 2020
28 Coby Sydney Drive, Bell Block	4 Beds	House	\$710,000	1 May 2020
12 Protea Place, Bell Block	3 Beds	House	\$371,150	30 Apr 2020
280 Huatoki Street, Upper Vogelstown	3 Beds	House	\$370,000	29 Apr 2020
7 Hobson Street, New Plymouth	3 Beds	Unit	\$1,050,000	20 Apr 2020