



Market Snapshot - New Plymouth

Provided by Ray White New Plymouth

Total Sales by Quarter

	2020/19	2019/18	2018/17
Feb - Apr	—	274	275
Nov - Jan	199	280	278
Aug - Oct	259	277	271
May - Jul	286	286	280

Median House Sale Price

\$520,500

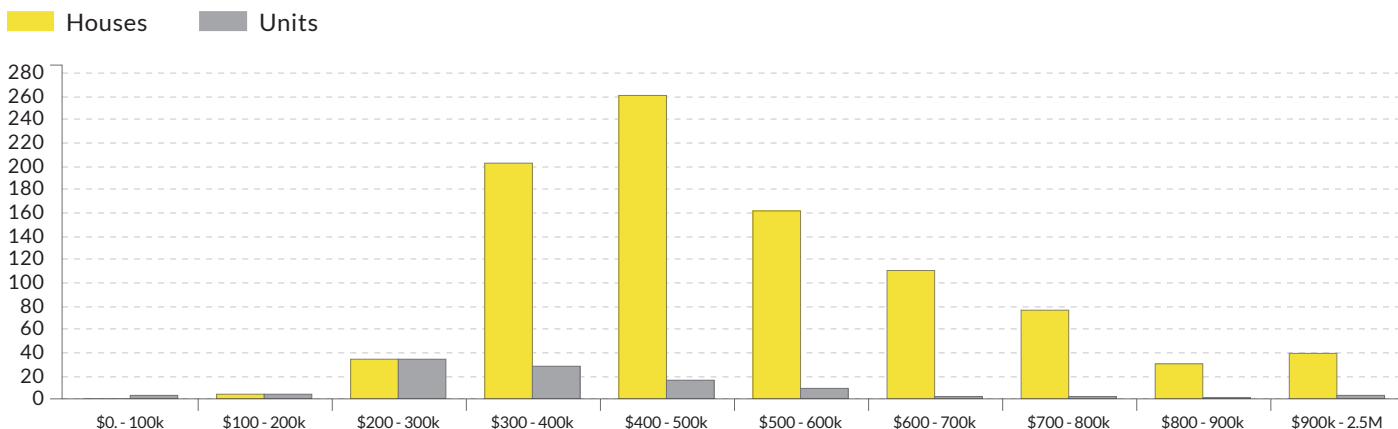
▲ 9.6% change vs. last year

Median Unit Sale Price


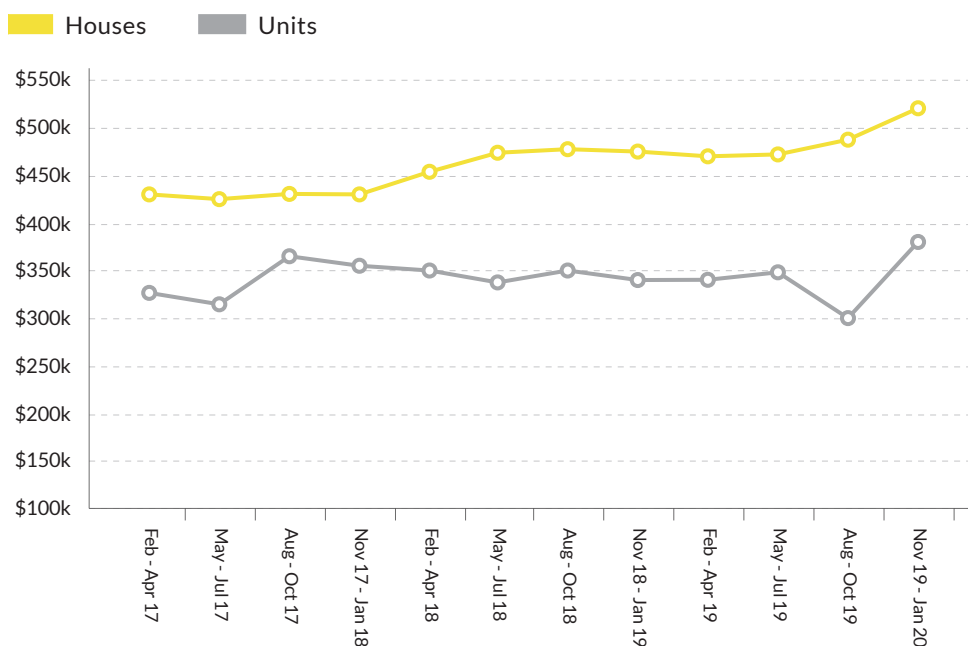
\$380,000

▲ 11.8% change vs. last year

Sales By Price Range (Feb 2019 - Jan 2020)



Sold Median Price Trend



We hope you found this market update helpful. If you'd like any further information on the market please don't hesitate to get in touch.

Ray White New Plymouth
(06) 777 1105

newplymouth.nz@raywhite.com

Recent Market Sales in Bell Block, Blagdon, Brooklands, Ferndale, Fitzroy, Frankleigh Park, Glen Avon, Highlands Park, Hurdon, Lower Vogeltown, Lynmouth, Mangorei, Marfell, Merrilands, Moturoa, New Plymouth, Port Taranaki, Spotswood, Strandon, Upper Vogeltown, Vogeltown, Waiwhakaiho, Welbourn, Westown and Whalers Gate

Address	Features	Property Type	Sold Price	Sold Date
46 Alberta Road, Glen Avon	4 Beds	House	\$855,000	7 Feb 2020
58B Karina Road, Merrilands	4 Beds	House	\$701,000	6 Feb 2020
85 Cumberland Street, Welbourn	3 Beds	House	\$440,000	6 Feb 2020
94 Belt Road, New Plymouth	5 Beds	House	\$760,000	5 Feb 2020
132 Ngamotu Road, Spotswood	3 Beds	House	\$390,000	4 Feb 2020
3/21 Dorset Avenue, Westown	2 Beds	House	\$300,000	4 Feb 2020
9A Kereru Place, Upper Vogeltown	4 Beds	House	\$689,000	3 Feb 2020
18B Mayfair Place, Westown	3 Beds	House	\$483,000	31 Jan 2020
67 Brooklands Road, Brooklands	3 Beds	House	\$775,000	31 Jan 2020
74 Smart Road, Glen Avon	4 Beds	House	\$535,000	31 Jan 2020