

RayWhite.

Suburb
flyover
report

ZUCCOLI (HOUSE)

PREPARED BY: KRISTINA BILLIAS, RAY WHITE NIGHTCLIFF

ZUCCOLI - Suburb Map



ZUCCOLI - Sales Statistics (Houses)

Year	# Sales	Median	Growth	Low	High
2013	84	\$ 237,000	0.0 %	\$ 164,000	\$ 290,000
2014	61	\$ 282,000	19.0 %	\$ 176,000	\$ 799,000
2015	14	\$ 645,000	128.7 %	\$ 345,000	\$ 820,000
2016	11	\$ 246,000	-61.9 %	\$ 208,000	\$ 740,000
2017	12	\$ 296,500	20.5 %	\$ 201,000	\$ 700,000
2018	10	\$ 217,500	-26.6 %	\$ 186,000	\$ 730,000
2019	10	\$ 227,000	4.4 %	\$ 209,000	\$ 495,000
2020	6	\$ 375,000	65.2 %	\$ 205,000	\$ 635,000
2021	0				
2022	146	\$ 198,000	0.0 %	\$ 160,000	\$ 830,000
2023	115	\$ 537,500	171.5 %	\$ 125,000	\$ 780,000
2024	199	\$ 530,000	-1.4 %	\$ 122,500	\$ 872,500
2025	250	\$ 600,000	13.2 %	\$ 170,000	\$ 1,600,000

Median Sale Price

\$555k

Based on 259 recorded House sales within the last 12 months (Oct '24 - Sep '25)

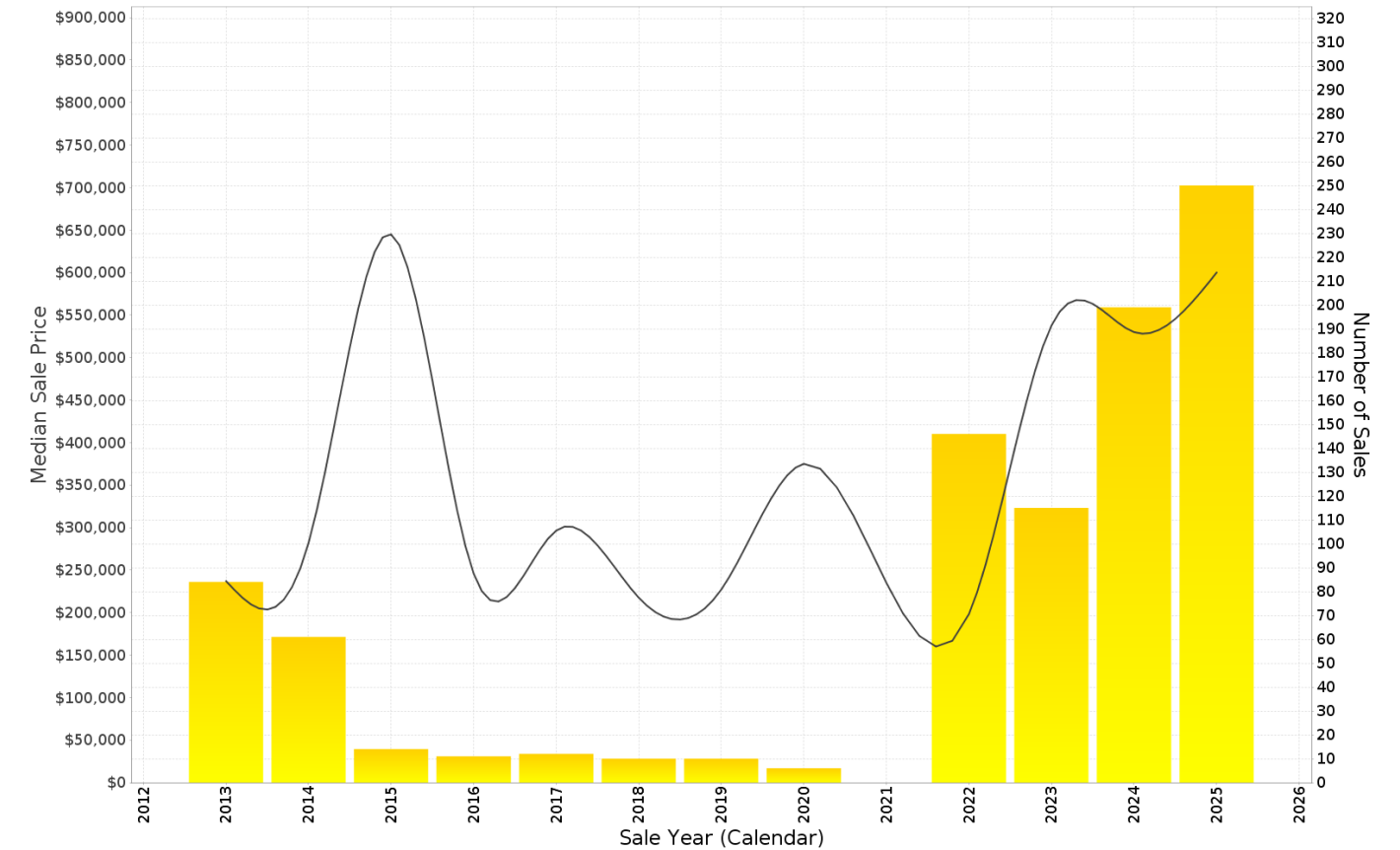
Based on a rolling 12 month period and may differ from calendar year statistics

Suburb Growth

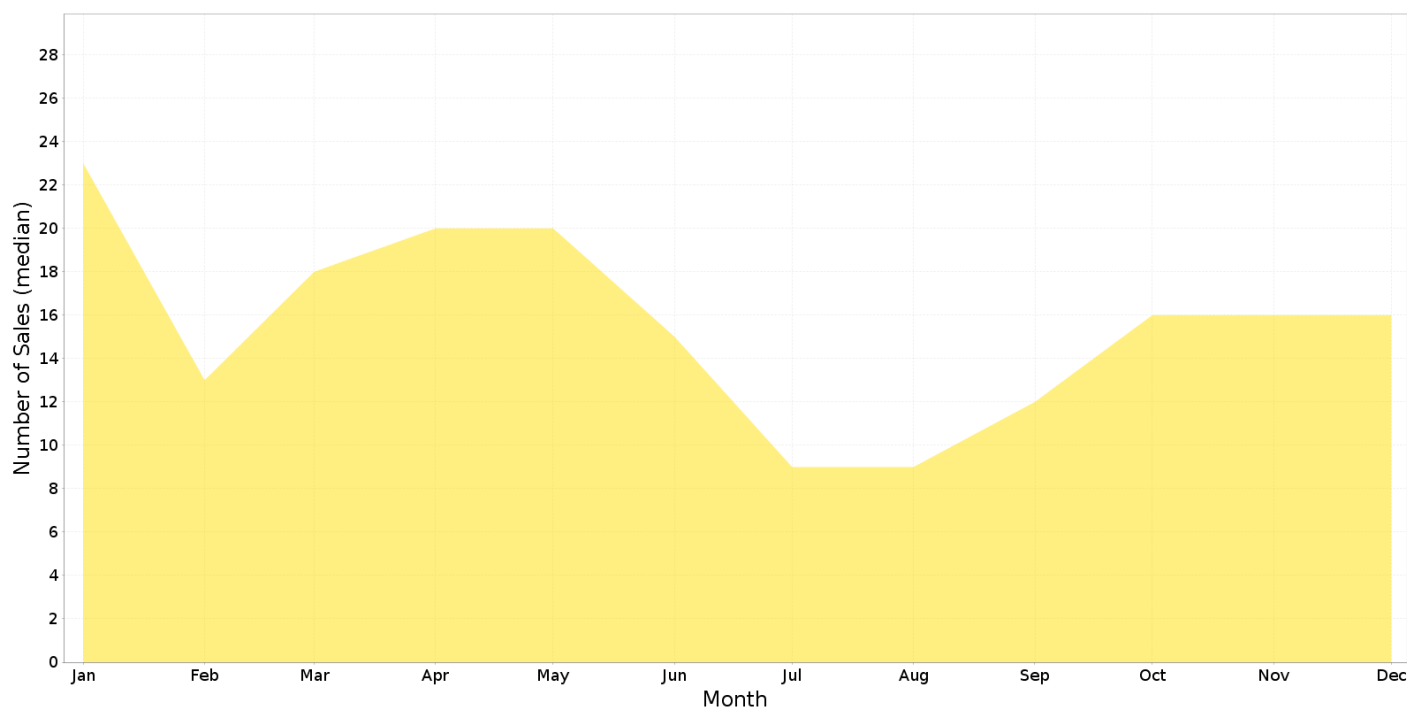
+8.8%

Current Median Price: \$555,000
Previous Median Price: \$510,000

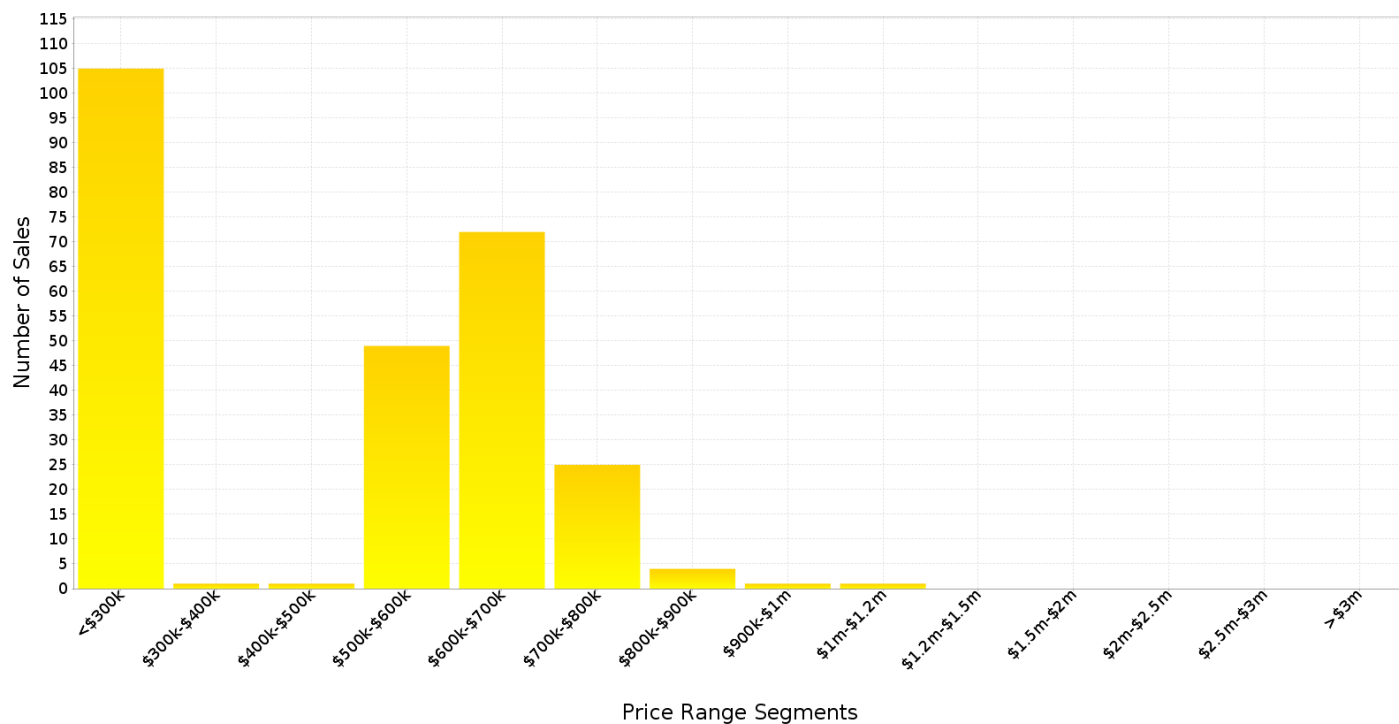
Based on 442 recorded House sales compared over the last two rolling 12 month periods



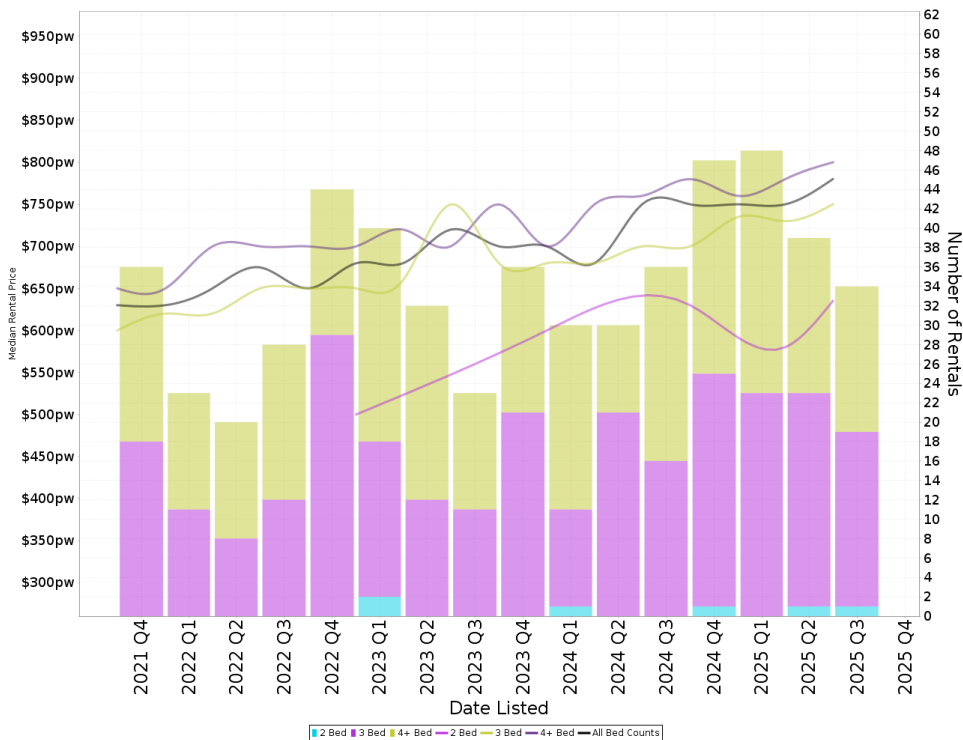
ZUCCOLI - Peak Selling Periods (3 years)



ZUCCOLI - Price Range Segments (12 months)



Median Weekly Rents (Houses)



Suburb Sale Price Growth

+8.8%

Current Median Price: \$555,000
Previous Median Price: \$510,000

Based on 442 registered House sales compared over the last two rolling 12 month periods.

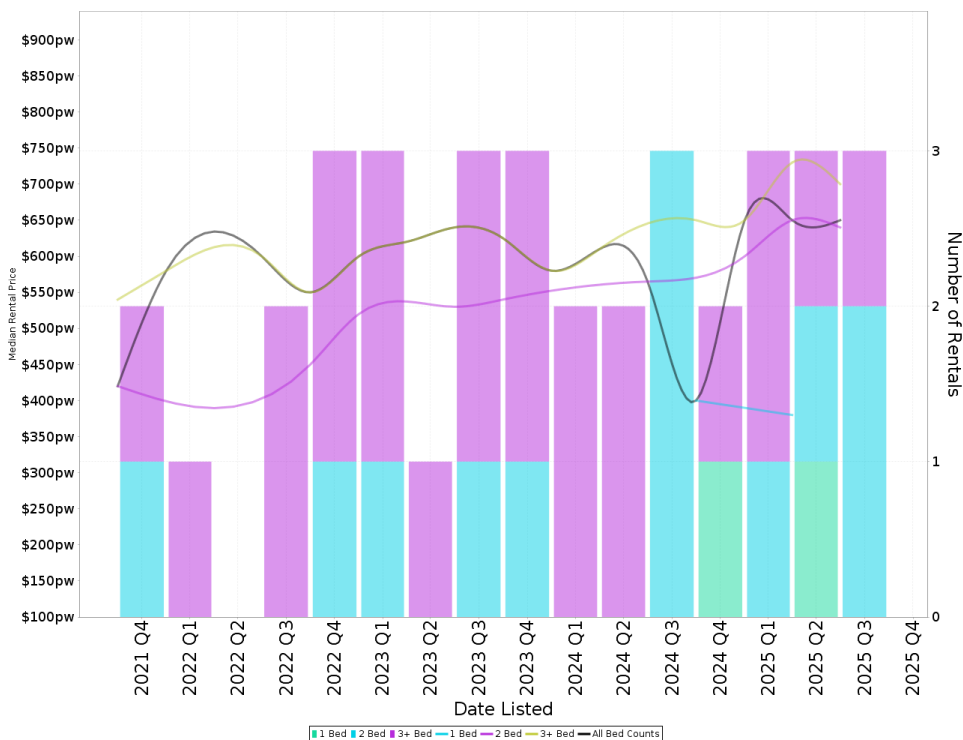
Suburb Rental Yield

+7.0%

Current Median Price: \$555,000
Current Median Rent: \$750

Based on 168 registered House rentals compared over the last 12 months.

Median Weekly Rents (Units)



Suburb Sale Price Growth

-7.3%

Current Median Price: \$445,000
Previous Median Price: \$480,000

Based on 17 registered Unit sales compared over the last two rolling 12 month periods.

Suburb Rental Yield

+7.6%

Current Median Price: \$445,000
Current Median Rent: \$650

Based on 11 registered Unit rentals compared over the last 12 months.

ZUCCOLI - Recently Sold Properties

Median Sale Price

\$555k

Based on 259 recorded House sales within the last 12 months (Oct '24 - Sep '25)

Based on a rolling 12 month period and may differ from calendar year statistics

Suburb Growth

+8.8%

Current Median Price: \$555,000
Previous Median Price: \$510,000

Based on 442 recorded House sales compared over the last two rolling 12 month periods

Sold Properties

259

Based on recorded House sales within the 12 months (Oct '24 - Sep '25)

Based on a rolling 12 month period and may differ from calendar year statistics

4 DRAGONFLY CRES



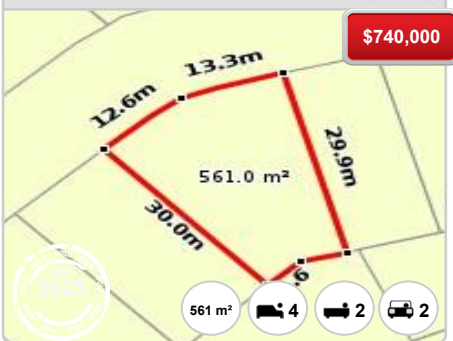
7 FLANAGAN CRT




42 SILVERLEAF RD



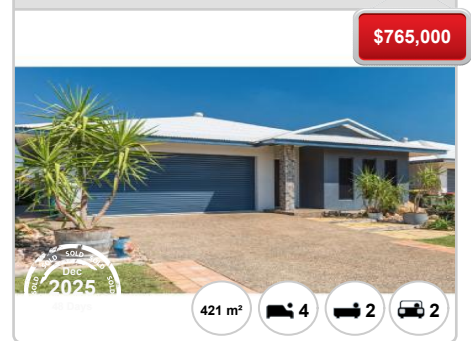
62 BROOK CCT



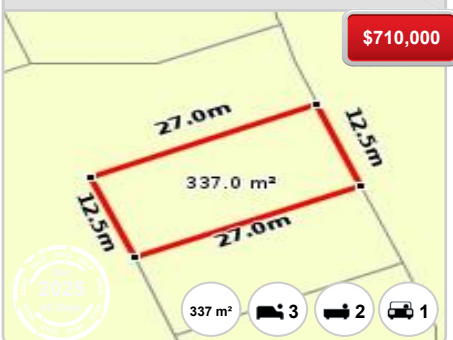
12 BLACKTOP ST




97 SUNDEW CCT



8 FERN PL



73 SUNDEW CCT



34 VITEX ST



5 LEADWORT CRT

15.0m

35.0m

525.0 m²

\$250,000

Nov 2025
13 Days

525 m² 4 2 2

16 BAOBAB ST

\$835,000

613 m² 4 2 2

48 WHITEGUM CRES

14.0m

448.0 m²

\$750,000

Nov 2025
7 Days

448 m² 4 2 2

70 LOTUSLILY CCT

\$772,000

420 m² 4 2 2

59 MYRTLEWOOD CRES

\$640,000

360 m² 3 2 1

1 SUNDEW CCT

\$800,000

Nov 2025
7 Days

photo not available

3 2 2

22 MYRTLEWOOD CRES

12.0m

30.0m

30.0m

360.0 m²

\$615,000

Nov 2025
N/A

360 m² 4 2 2

78 TUCKEROO BVD

\$755,000

532 m² 3 2 2

27 HAWKER ST

\$820,000

661 m² 5 3 2

13 TUCKEROO BVD

\$715,000

588 m² 3 2 2

181 ZUCCOLI PDE

\$750,000

480 m² 3 2 2

29 BLOODWOOD ST

\$743,371

562 m² 3 2 2

ZUCCOLI - Properties For Rent

Median Rental Price

\$750 /w

Based on 168 recorded House rentals within the last 12 months (Oct '24 - Sep '25)

Based on a rolling 12 month period and may differ from calendar year statistics

Rental Yield

+7.0%

Current Median Price: \$555,000
Current Median Rent: \$750

Based on 259 recorded House sales and 168 House rentals compared over the last 12 months

Number of Rentals


168

Based on recorded House rentals within the last 12 months (Oct '24 - Sep '25)

Based on a rolling 12 month period and may differ from calendar year statistics

8 HOPBUSH ROAD

\$750 per week



345 m²

4

2

4

131 ZUCCOLI PARADE

\$800 per week



600 m²

3

2

2

22 SUNDEW CIRCUIT

\$730 per week



348 m²

3

2

2

48 DRAGONFLY CRESCENT

\$750 per week



600 m²


3

2

2

38 CANEGRASS STREET

\$730 per week



360 m²


3

2

2

10 CRABEYE STREET

\$780 per week



400 m²

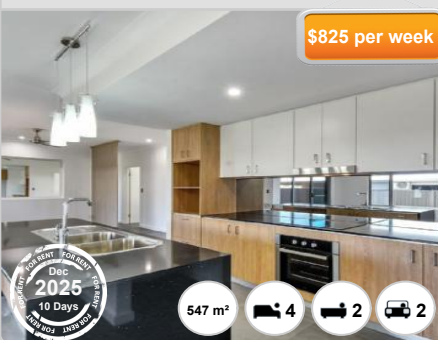
3

2

2

17 BLACKTOP STREET

\$825 per week



547 m²

4

2

2

16 SANDPAPER STREET

\$880 per week



524 m²

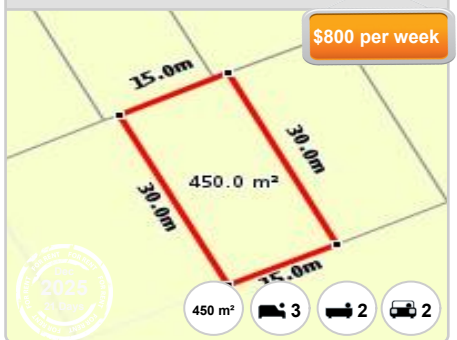
4

2

2

17 GARRICK STREET

\$800 per week



450 m²

3

2

2

5 PASCOE COURT

\$800 per week



28 LASIANDRA AVENUE

\$875 per week




1/4 FERN PLACE

\$690 per week



24 SUNDEW CIRCUIT

\$700




60 PAPERBARK CRESCENT

\$750 per week



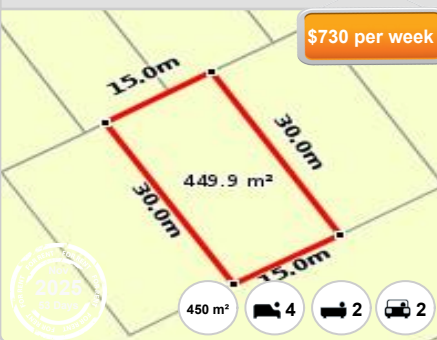
5 KANGAROO STREET

\$770 per week



45 MYRTLEWOOD CRESCENT

\$730 per week



105 FOLLINGTON STREET

\$850 per week



21 HOPBUSH ROAD

\$775 per week

