

A bright yellow RayWhite bicycle is parked on a paved surface against a white picket fence. The bicycle features a brown leather saddle, a rear rack, and a front wicker basket filled with pink flowers. The background shows a blurred residential setting with trees and a house. A yellow rectangular box in the top right corner contains the RayWhite logo.

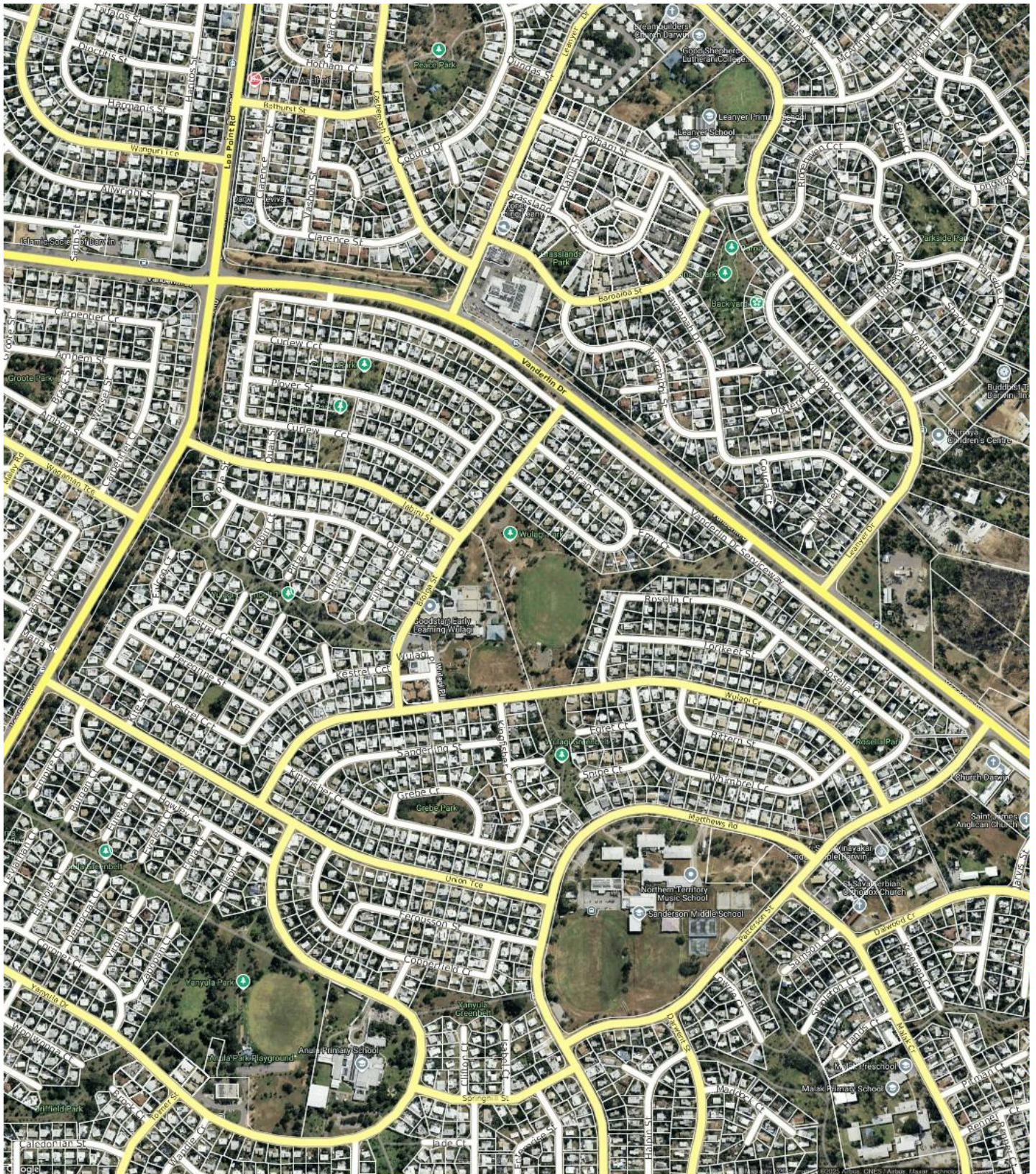
RayWhite.

**Suburb
flyover
report**

WULAGI (UNIT)

PREPARED BY: KRISTINA BILLIAS , RAY WHITE NIGHTCLIFF

WULAGI - Suburb Map



WULAGI - Sales Statistics (Units)

Year	# Sales	Median	Growth	Low	High
2007	0				
2008	1	\$ 279,000		\$ 279,000	\$ 279,000
2009	0				
2010	0				
2011	1	\$ 370,000	0.0 %	\$ 370,000	\$ 370,000
2012	1	\$ 469,000	26.8 %	\$ 469,000	\$ 469,000
2013	1	\$ 395,000	-15.8 %	\$ 395,000	\$ 395,000
2014	0				
2015	1	\$ 400,000	0.0 %	\$ 400,000	\$ 400,000
2016	0				
2017	1	\$ 315,000	0.0 %	\$ 315,000	\$ 315,000
2018	0				
2019	1	\$ 310,000	0.0 %	\$ 310,000	\$ 310,000
2020	0				
2021	0				
2022	1	\$ 390,000		\$ 390,000	\$ 390,000
2023	0				
2024	1	\$ 350,000		\$ 350,000	\$ 350,000
2025	2	\$ 360,000	0.0 %	\$ 345,000	\$ 375,000

Median Sale Price

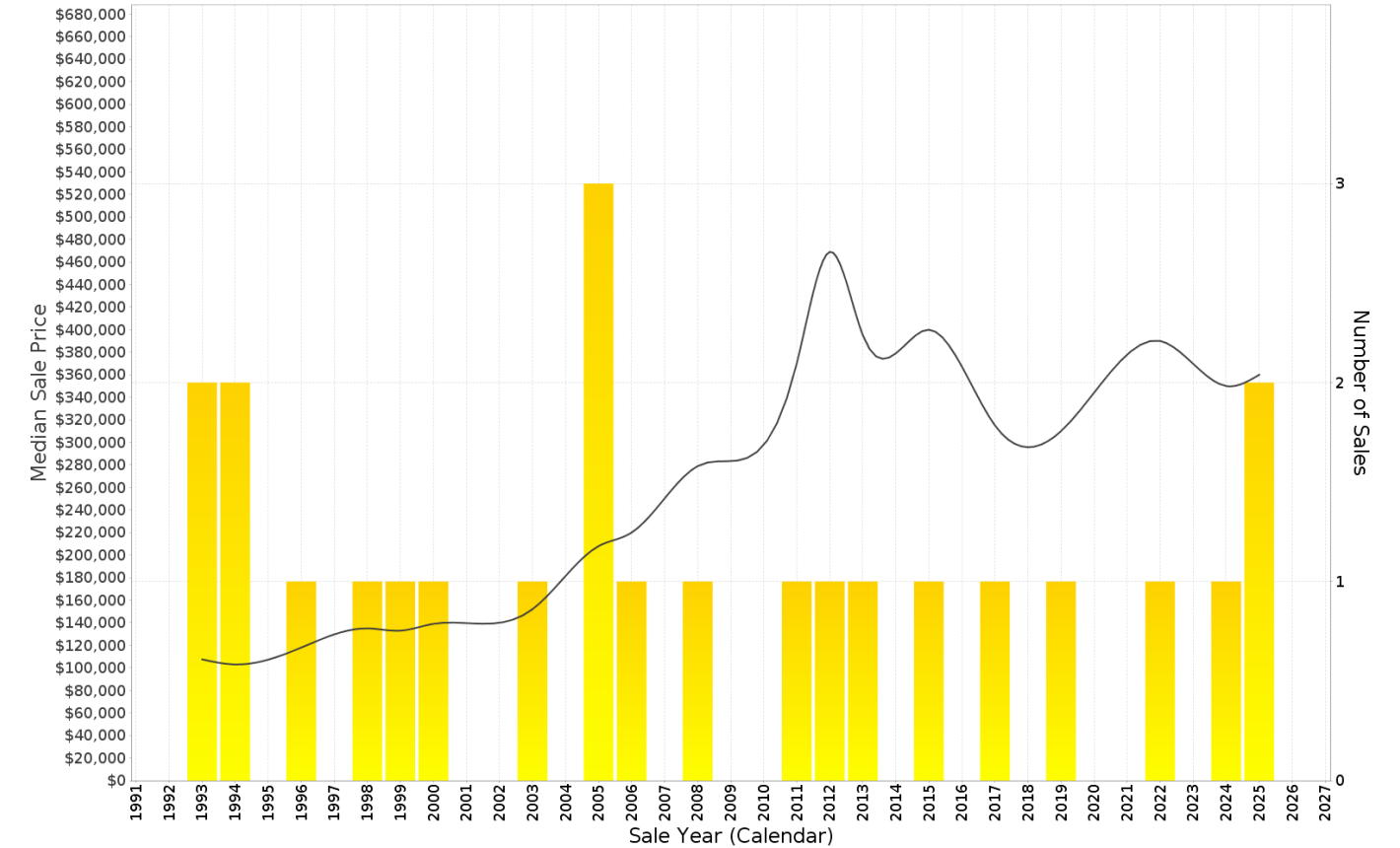
\$348k

Based on 2 recorded Unit sales within the last 12 months (Financial Year 2025)

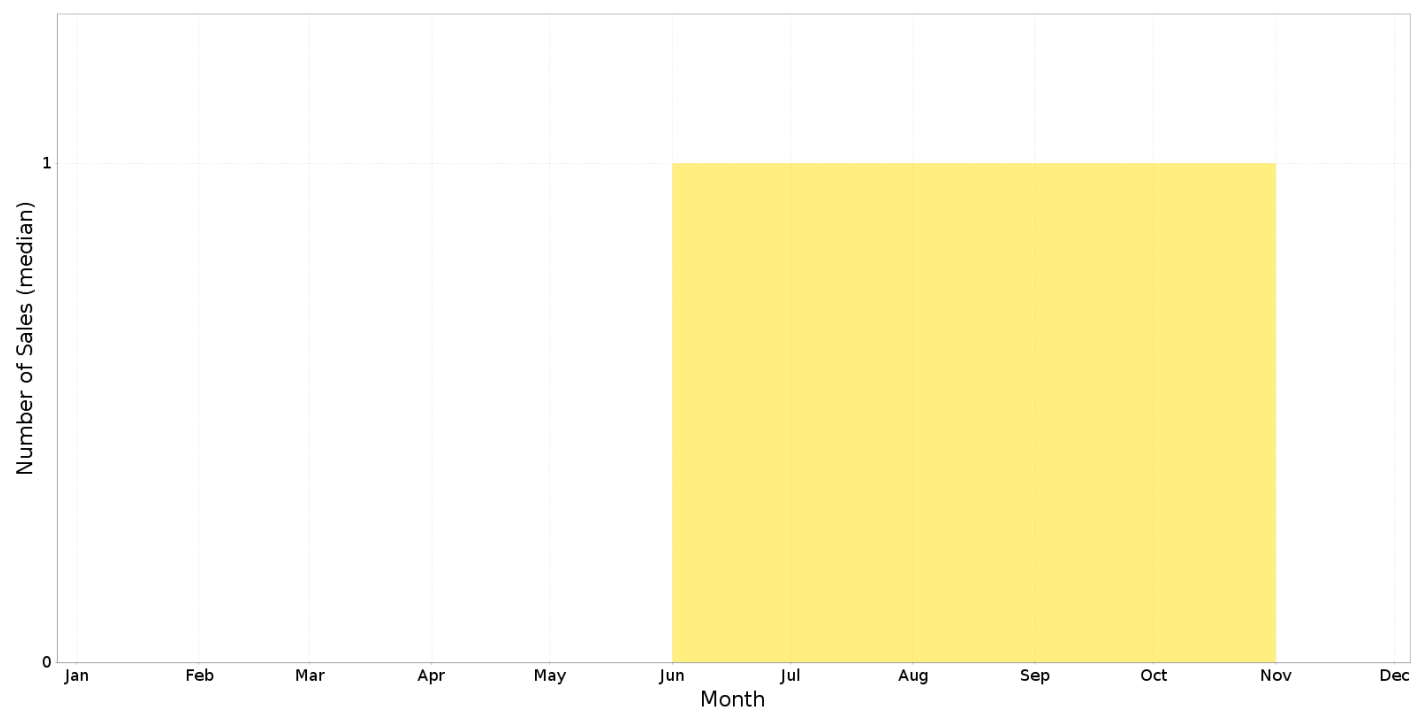
Based on a rolling 12 month period and may differ from calendar year statistics

Suburb Growth

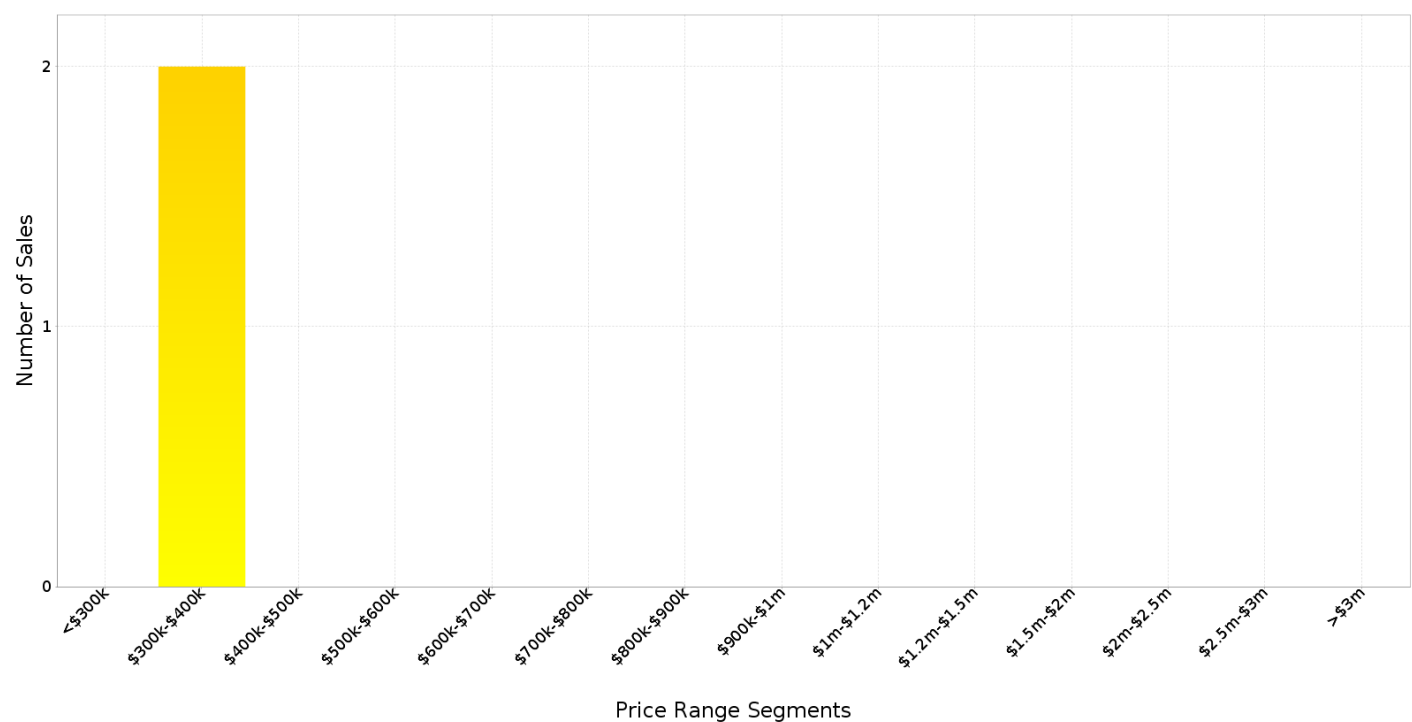
N/A



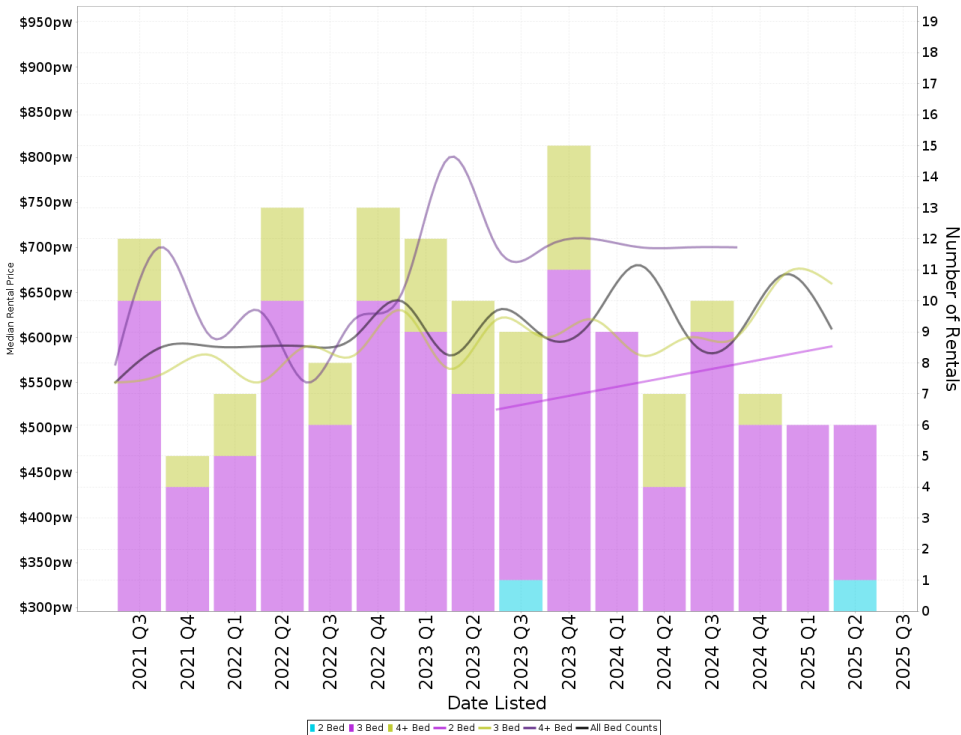
WULAGI - Peak Selling Periods (3 years)



WULAGI - Price Range Segments (12 months)



Median Weekly Rents (Houses)



Suburb Sale Price Growth

+7.8%

Current Median Price: \$568,750
Previous Median Price: \$527,500

Based on 96 registered House sales compared over the last two rolling 12 month periods.

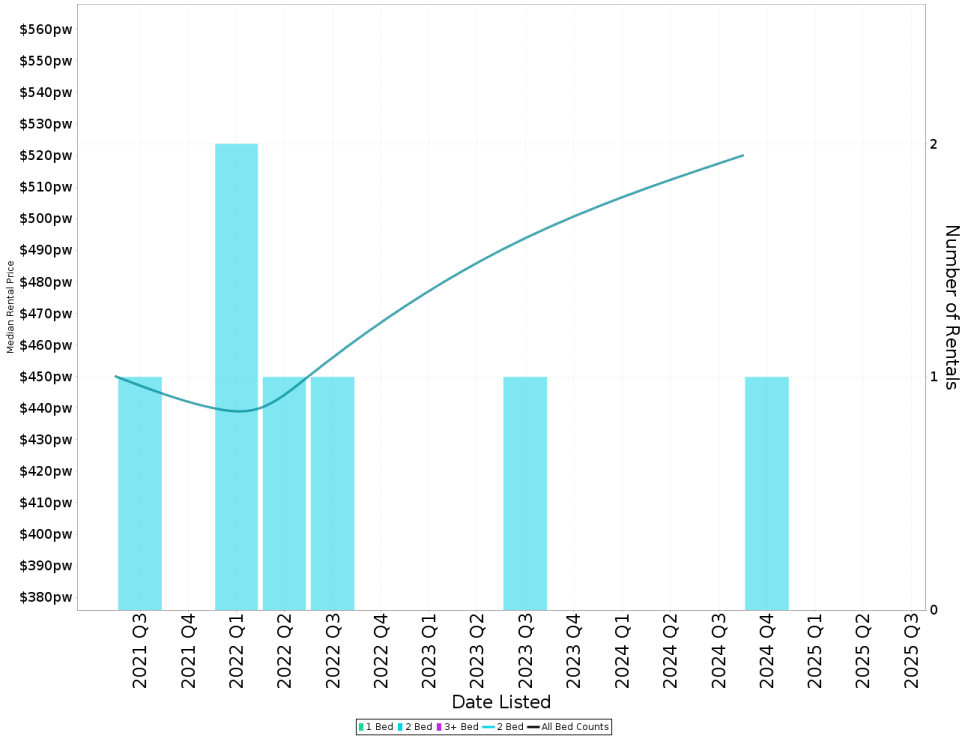
Suburb Rental Yield

+5.7%

Current Median Price: \$568,750
Current Median Rent: \$620

Based on 29 registered House rentals compared over the last 12 months.

Median Weekly Rents (Units)



Suburb Sale Price Growth

N/A

Suburb Rental Yield

+7.8%

Current Median Price: \$347,500
Current Median Rent: \$520

Based on 1 registered Unit rentals compared over the last 12 months.

WULAGI - Recently Sold Properties

Median Sale Price

\$348k

Based on 2 recorded Unit sales within the last 12 months (Financial Year 2025)

Based on a rolling 12 month period and may differ from calendar year statistics

Suburb Growth

N/A

Sold Properties

2

Based on recorded Unit sales within the 12 months (Financial Year 2025)

Based on a rolling 12 month period and may differ from calendar year statistics

2/27 WULAGI CRES



\$375,000

Aug 2025

155 Days

2,560 m²

2

1

1

8/27 WULAGI CRES



\$345,000

Jun 2025

N/A

2,560 m²

2

1

2