

A vibrant yellow bicycle is the central focus, parked on a paved surface. It features a classic design with a rear rack, fenders, and a brown leather saddle. A wicker basket on the handlebars is overflowing with bright pink flowers and green foliage. The bicycle is positioned in front of a white picket fence with decorative posts. The background is softly blurred, showing a building and trees. In the top right corner, there is a yellow rectangular box containing the text 'RayWhite.'

RayWhite.

Suburb
flyover
report

ZUCCOLI (UNIT)

PREPARED BY: DEMI WILLIAMS, RAY WHITE NIGHTCLIFF, PH: 0448951305

ZUCCOLI - Suburb Map



ZUCCOLI - Sales Statistics (Units)

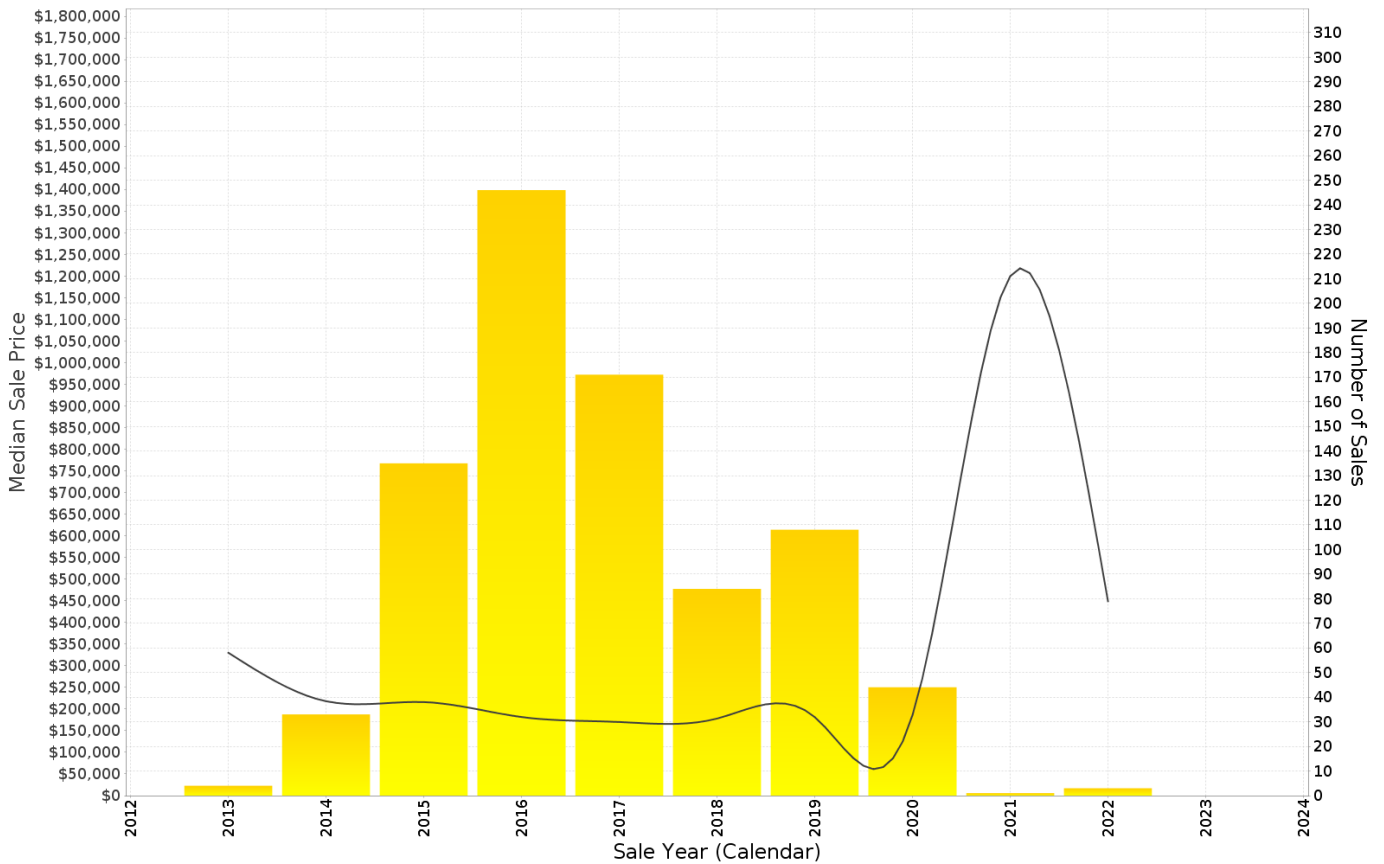
Year	# Sales	Median	Growth	Low	High
2013	4	\$ 330,000	0.0 %	\$ 240,000	\$ 903,000
2014	33	\$ 218,000	-33.9 %	\$ 158,000	\$ 600,000
2015	135	\$ 216,000	-0.9 %	\$ 149,000	\$ 650,000
2016	246	\$ 181,500	-16.0 %	\$ 101,000	\$ 1,550,000
2017	171	\$ 170,000	-6.3 %	\$ 110,000	\$ 531,000
2018	84	\$ 178,000	4.7 %	\$ 50,000	\$ 580,000
2019	108	\$ 181,500	2.0 %	\$ 128,000	\$ 545,000
2020	44	\$ 185,500	2.2 %	\$ 135,000	\$ 512,000
2021	1	\$ 1,200,000	546.9 %	\$ 1,200,000	\$ 1,200,000
2022	3	\$ 449,000	-62.6 %	\$ 145,000	\$ 545,000
2023	0				

Median Sale Price

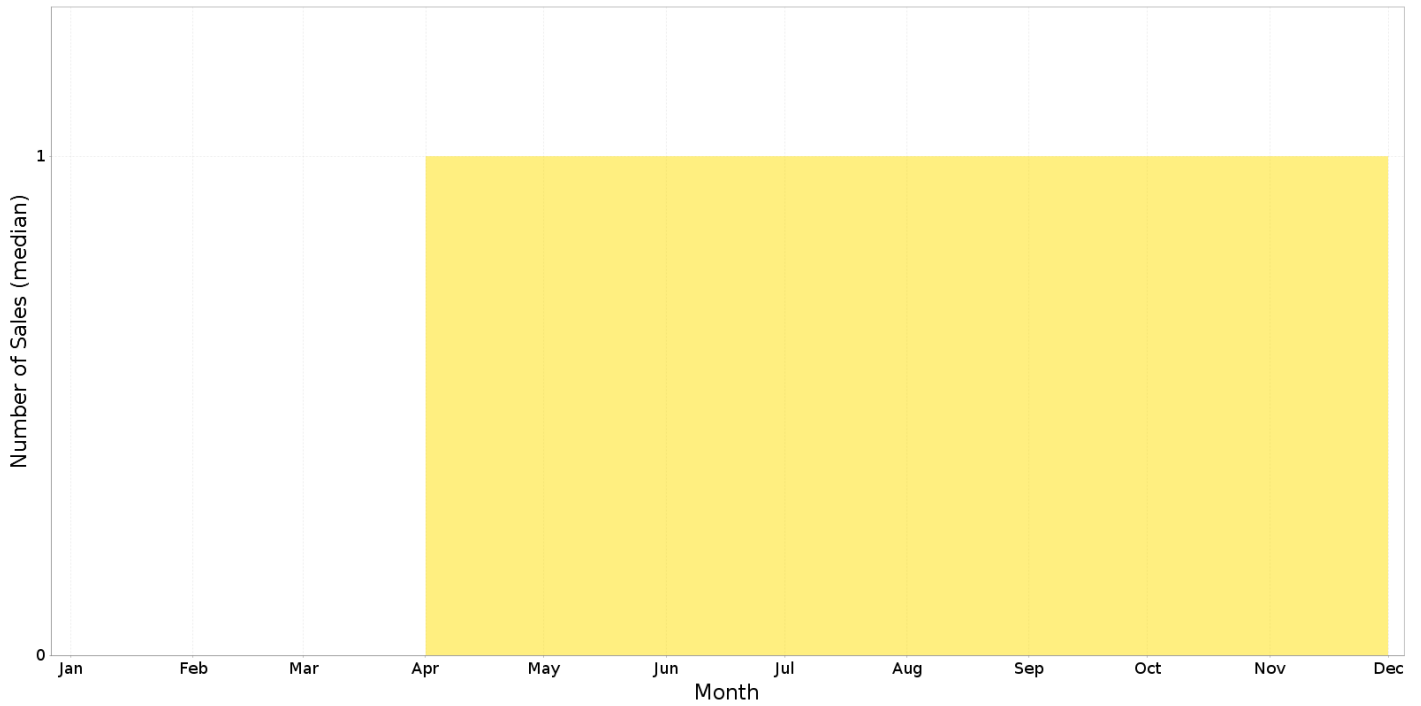
N/A

Suburb Growth

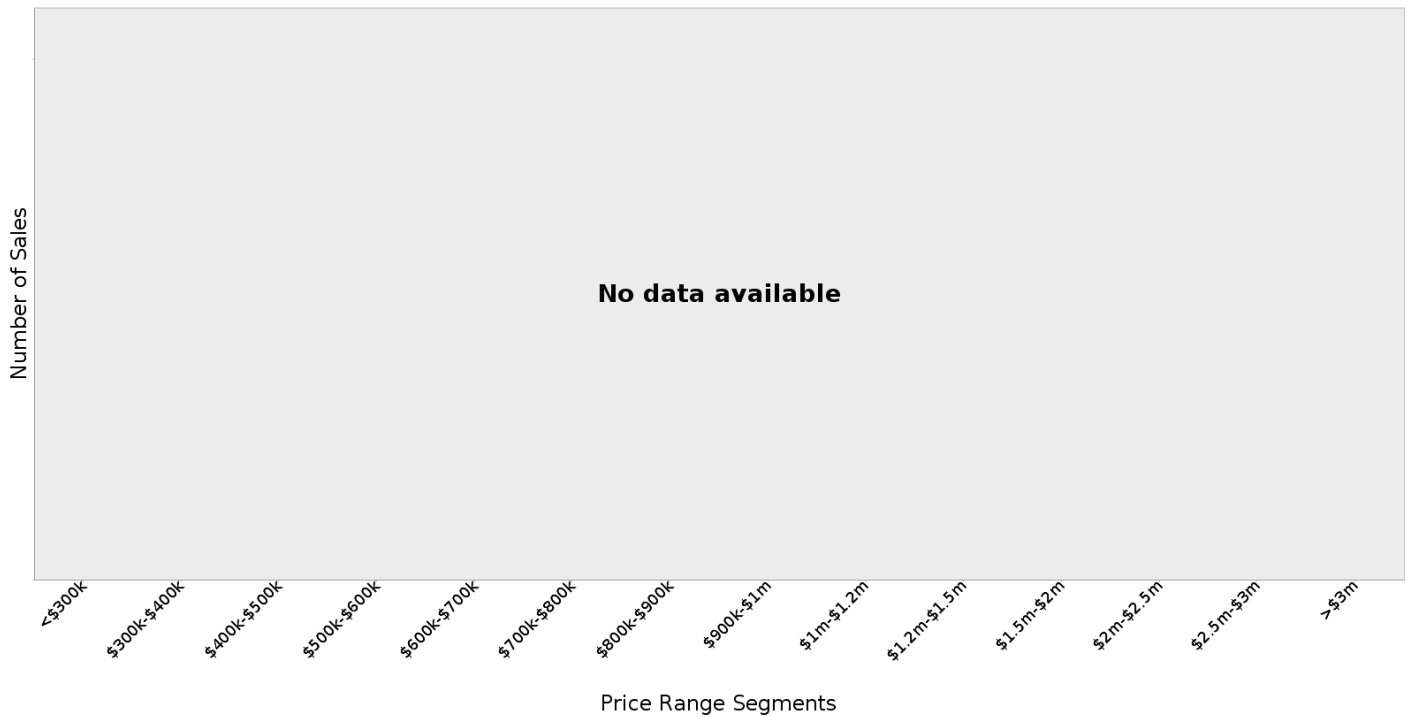
N/A



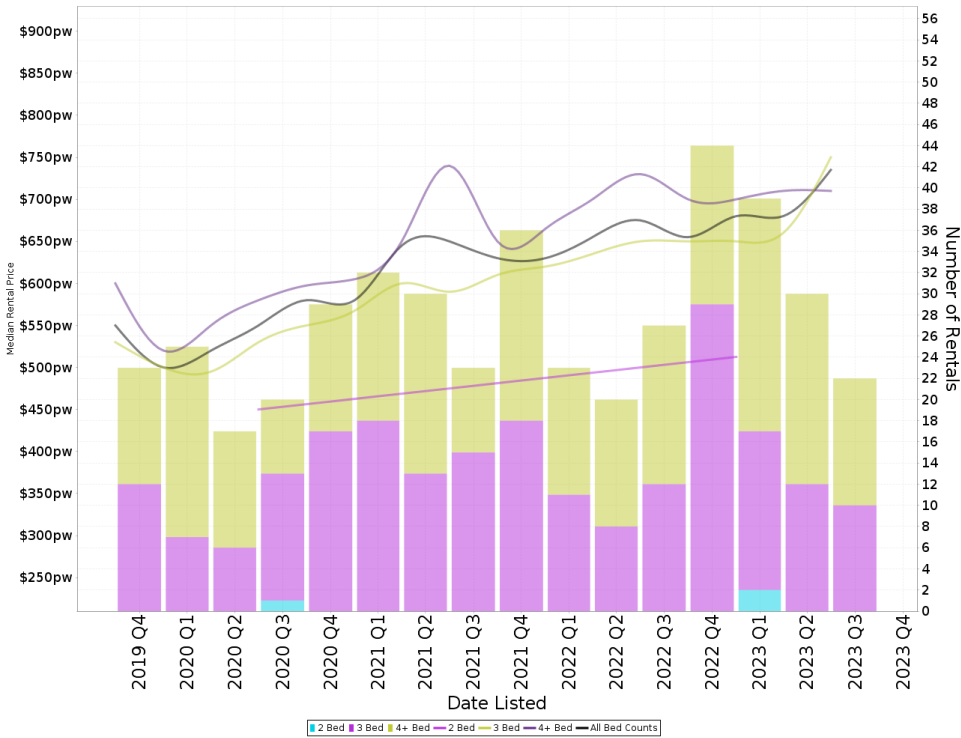
ZUCCOLI - Peak Selling Periods (3 years)



ZUCCOLI - Price Range Segments (12 months)



Median Weekly Rents (Houses)



Suburb Sale Price Growth

+161.6%

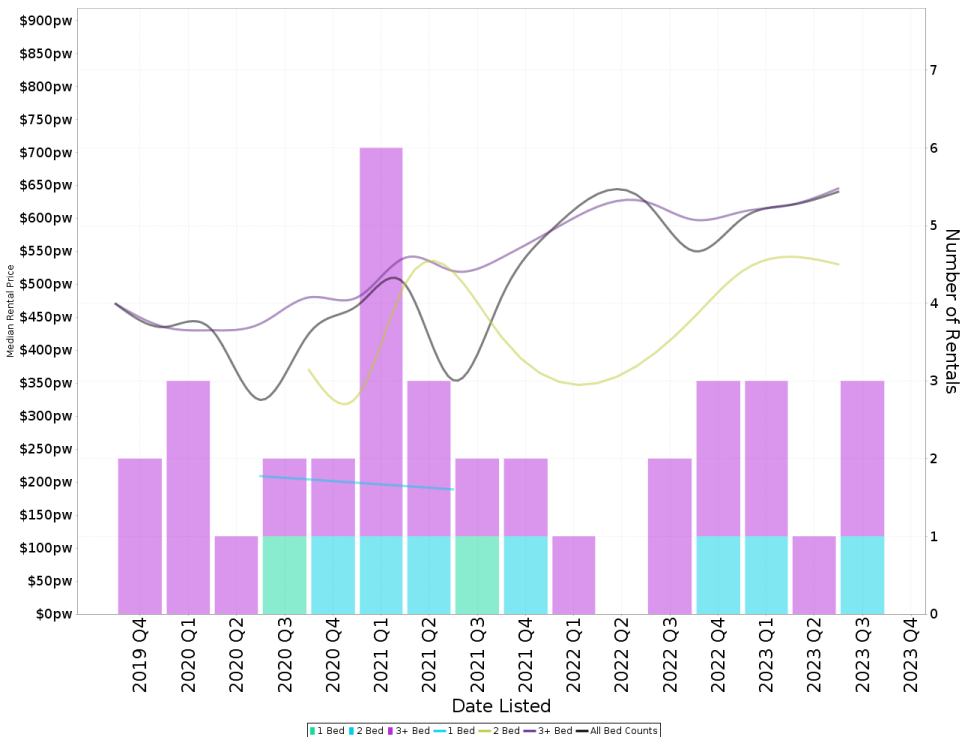
Current Median Price: \$518,000
Previous Median Price: \$198,000
Based on 220 registered House sales compared over the last two rolling 12 month periods.

Suburb Rental Yield

+6.8%

Current Median Price: \$518,000
Current Median Rent: \$680
Based on 135 registered House rentals compared over the last 12 months.

Median Weekly Rents (Units)



Suburb Sale Price Growth

N/A

Suburb Rental Yield

N/A

ZUCCOLI - Recently Sold Properties

Median Sale Price

N/A

Suburb Growth

N/A


Sold Properties

0

Based on recorded Unit sales within the 12 months (Oct '22 - Sep '23)

Based on a rolling 12 month period and may differ from calendar year statistics

27/21 HAWKER ST



\$425,000

Oct 2023
27 Days

1.03 ha 3 2 2

2/35 WHITEGUM CRES



\$470,000

Aug 2023
N/A

1,039 m² 3 2 -

2/21 KANGAROO ST



\$479,500

Just 2023
90 Days

600 m² 4 2 2

ZUCCOLI - Properties For Rent

Median Rental Price

\$610 /w

Based on 10 recorded Unit rentals within the last 12 months (Oct '22 - Sep '23)

Based on a rolling 12 month period and may differ from calendar year statistics

Rental Yield

N/A

Number of Rentals

10

Based on a rolling 12 month period and may differ from calendar year statistics

