

A bright yellow bicycle is parked on a paved surface in front of a white picket fence. The bicycle has a brown leather saddle, a rear rack, and a front basket filled with pink flowers. The background shows a blurred residential setting with trees and a building. A yellow rectangular box in the top right corner contains the text 'RayWhite.'

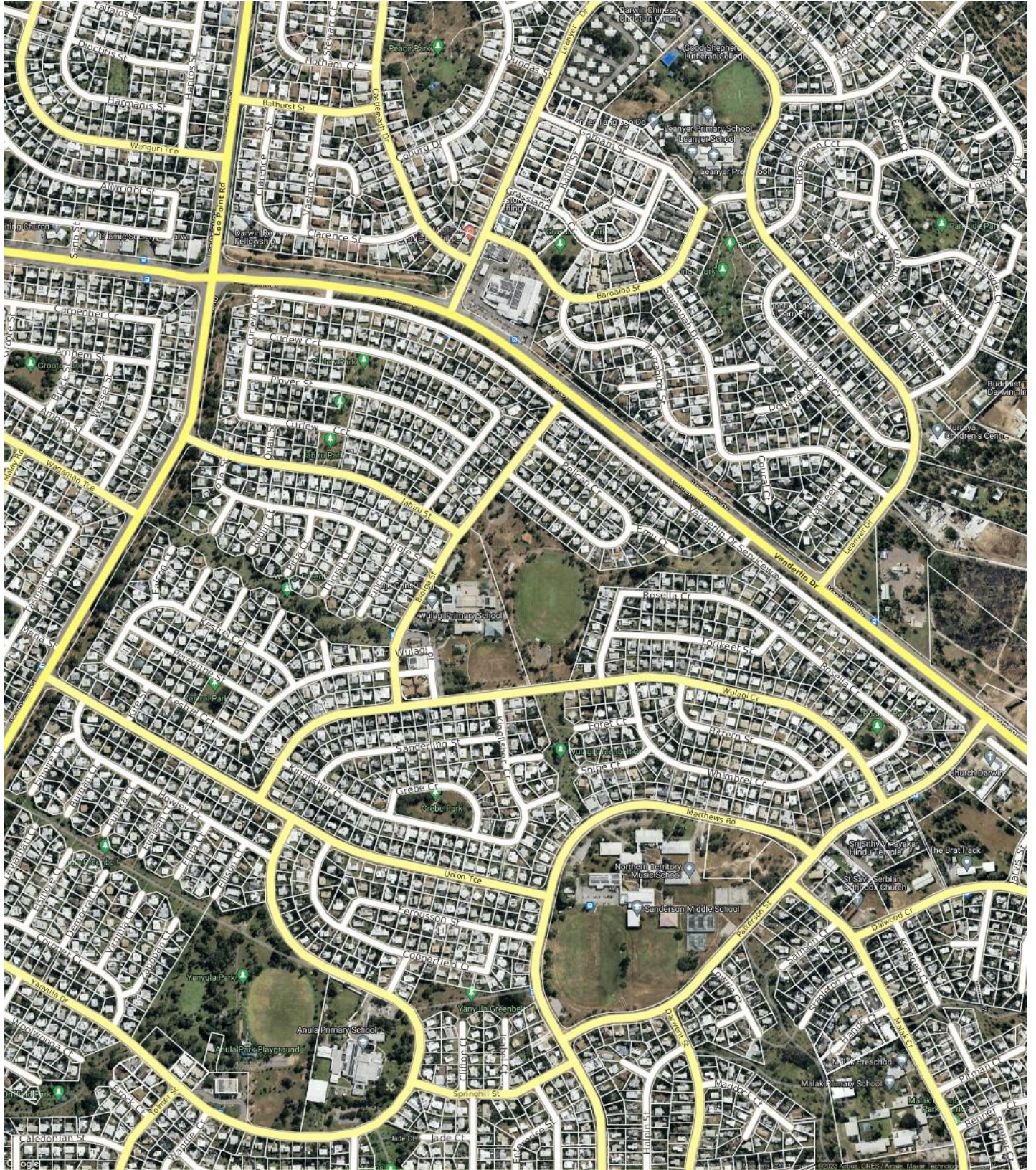
RayWhite.

Suburb
flyover
report

WULAGI (UNIT)

PREPARED BY: DEMI WILLIAMS, RAY WHITE NIGHTCLIFF, PH: 0448951305

WULAGI - Suburb Map



WULAGI - Sales Statistics (Units)

Year	# Sales	Median	Growth	Low	High
2005	3	\$ 208,000	0.0 %	\$ 208,000	\$ 210,000
2006	1	\$ 220,000	5.8 %	\$ 220,000	\$ 220,000
2007	0				
2008	1	\$ 279,000	0.0 %	\$ 279,000	\$ 279,000
2009	0				
2010	0				
2011	1	\$ 370,000		\$ 370,000	\$ 370,000
2012	1	\$ 469,000	0.0 %	\$ 469,000	\$ 469,000
2013	1	\$ 395,000	-15.8 %	\$ 395,000	\$ 395,000
2014	0				
2015	1	\$ 400,000	0.0 %	\$ 400,000	\$ 400,000
2016	0				
2017	1	\$ 315,000	0.0 %	\$ 315,000	\$ 315,000
2018	0				
2019	1	\$ 310,000	0.0 %	\$ 310,000	\$ 310,000
2020	0				
2021	0				
2022	1	\$ 390,000		\$ 390,000	\$ 390,000
2023	0				

Median Sale Price

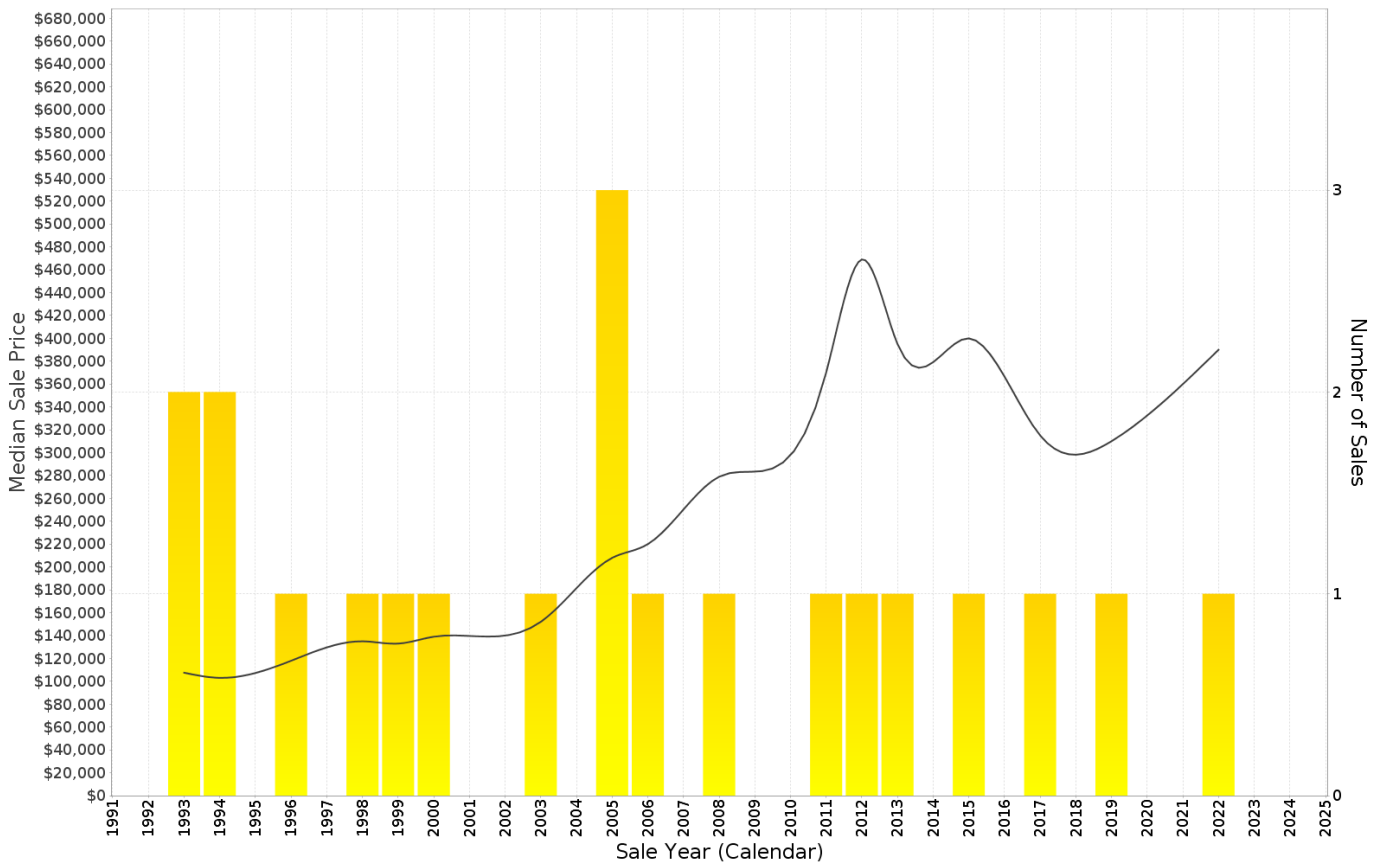
\$390k

Based on 1 recorded Unit sales within the last 12 months (Oct '22 - Sep '23)

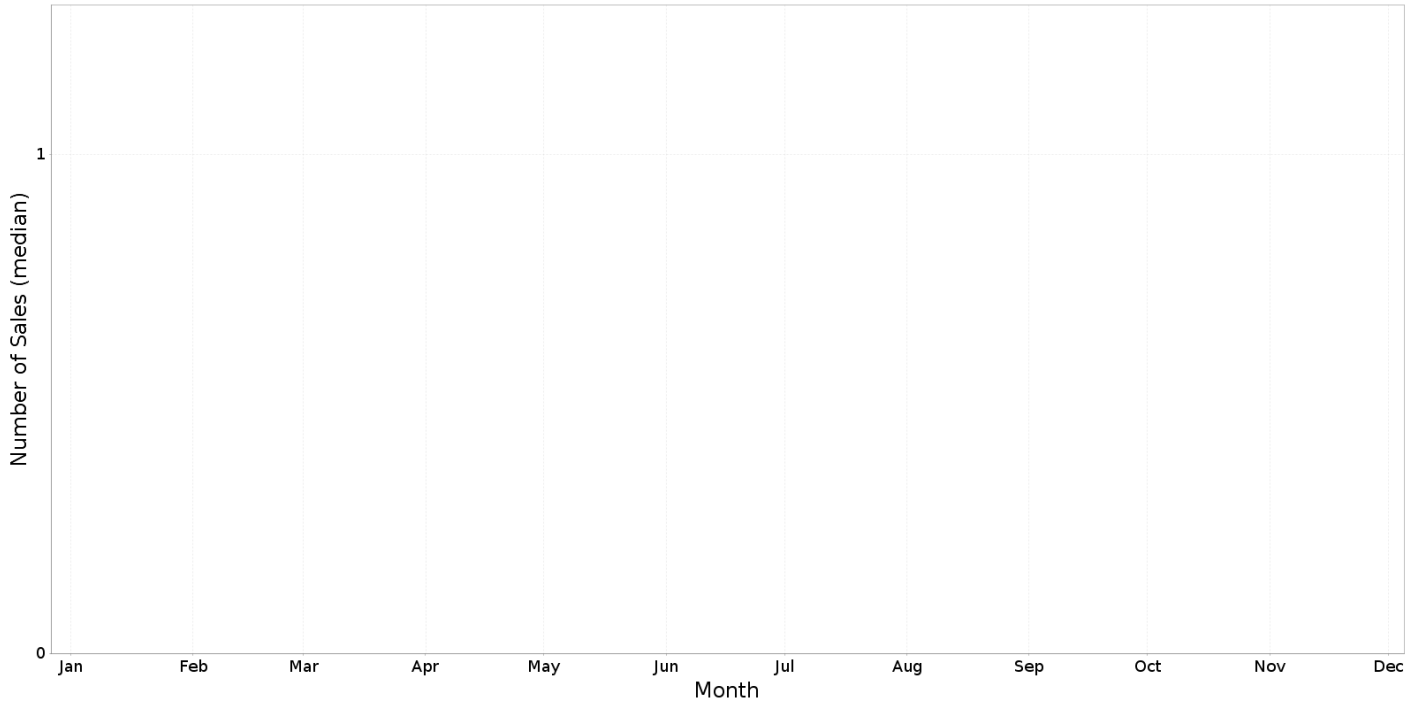
Based on a rolling 12 month period and may differ from calendar year statistics

Suburb Growth

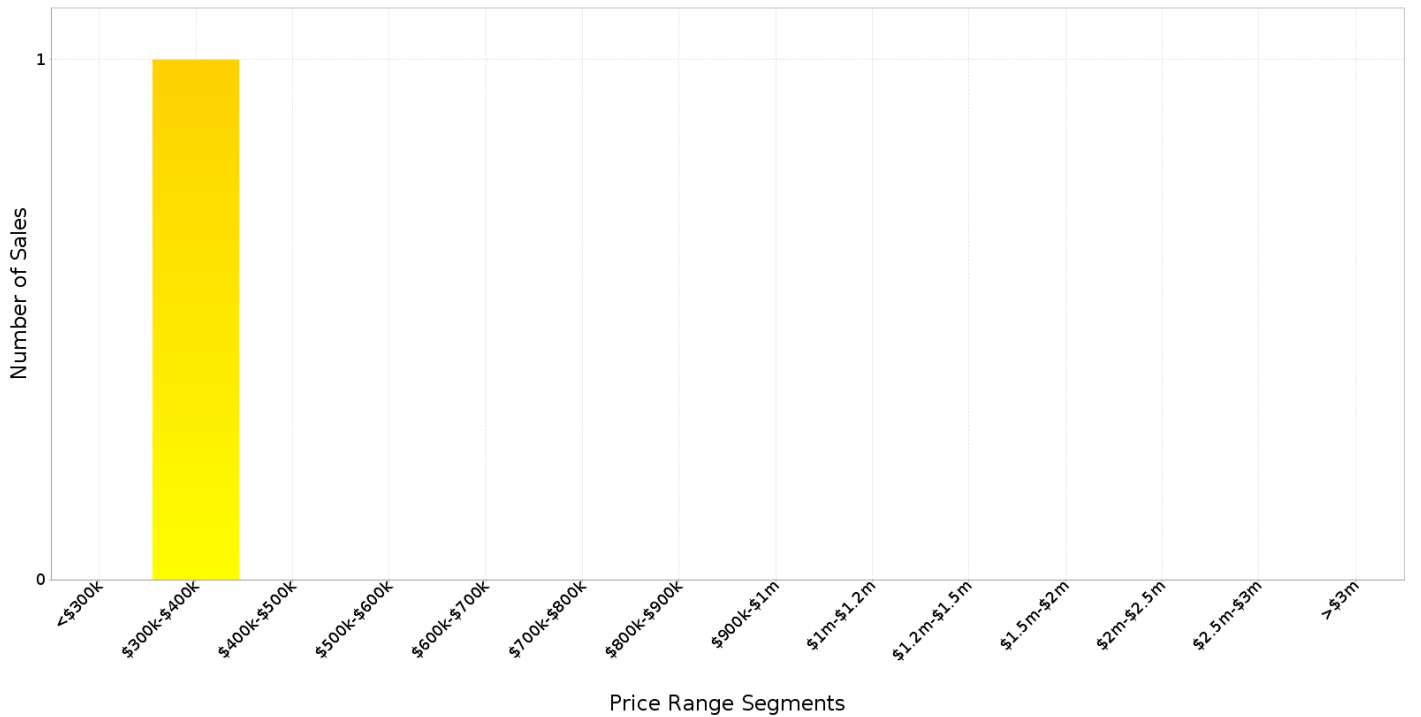
N/A



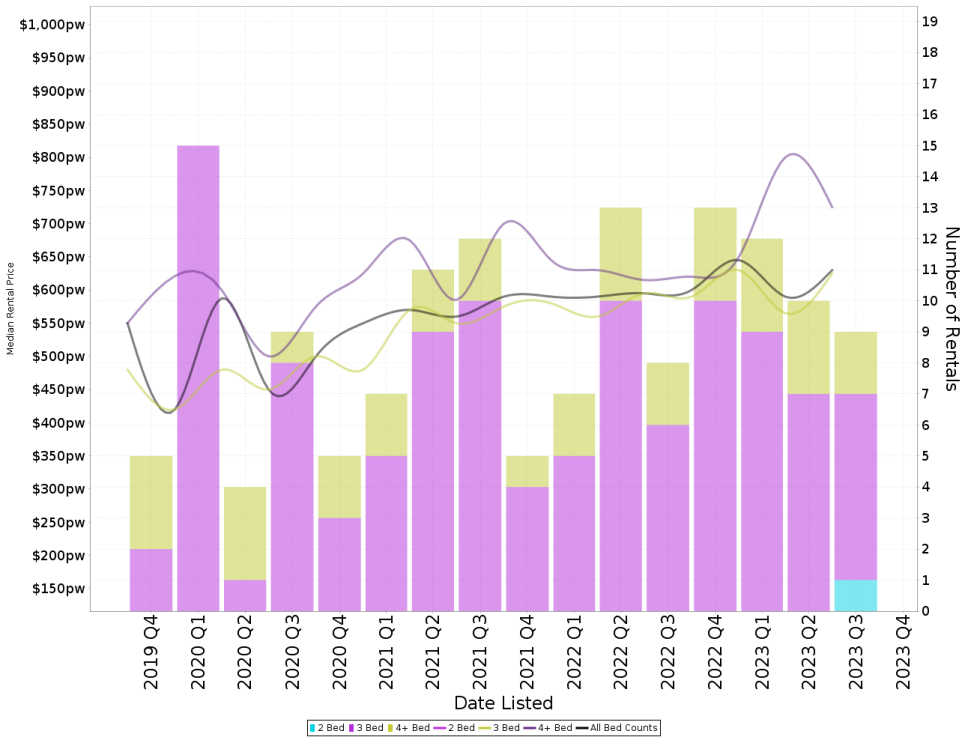
WULAGI - Peak Selling Periods (3 years)



WULAGI - Price Range Segments (12 months)



Median Weekly Rents (Houses)



Suburb Sale Price Growth

-0.8%

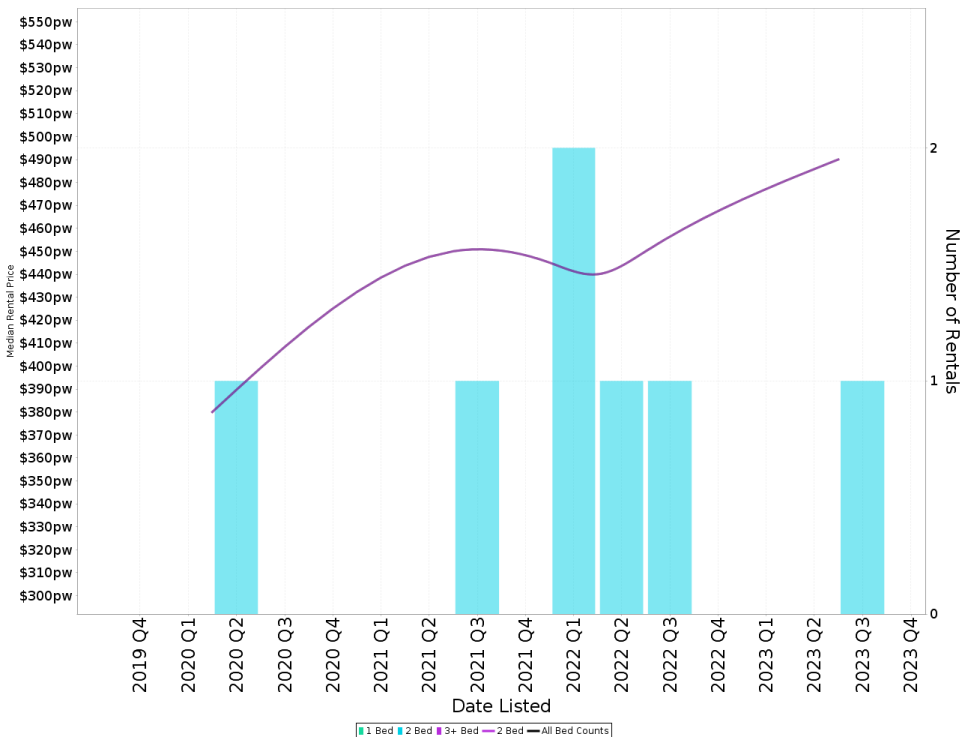
Current Median Price: \$585,000
 Previous Median Price: \$590,000
 Based on 38 registered House sales compared over the last two rolling 12 month periods.

Suburb Rental Yield

+5.3%

Current Median Price: \$585,000
 Current Median Rent: \$600
 Based on 44 registered House rentals compared over the last 12 months.

Median Weekly Rents (Units)



Suburb Sale Price Growth

N/A

Suburb Rental Yield

+6.5%

Current Median Price: \$390,000
 Current Median Rent: \$490
 Based on 1 registered Unit rentals compared over the last 12 months.